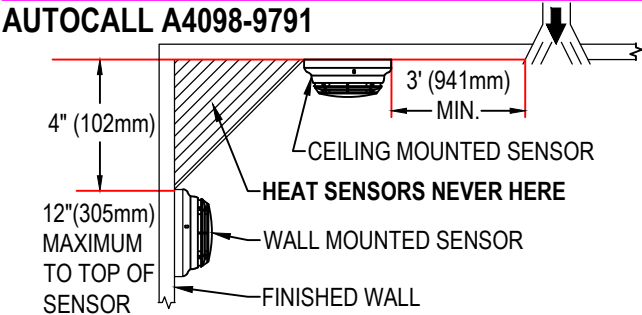


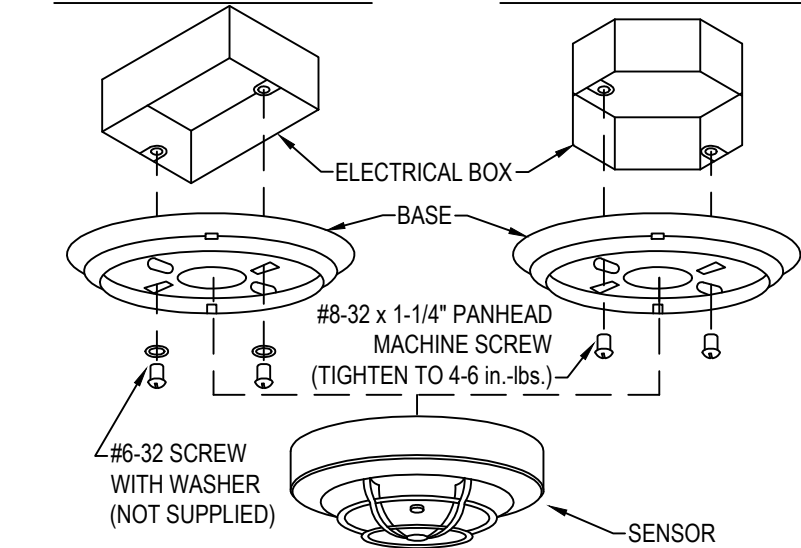
SENSOR BASE WITH RELAY

AUTOCALL A4098-9791



MOUNTING OPTION "A"

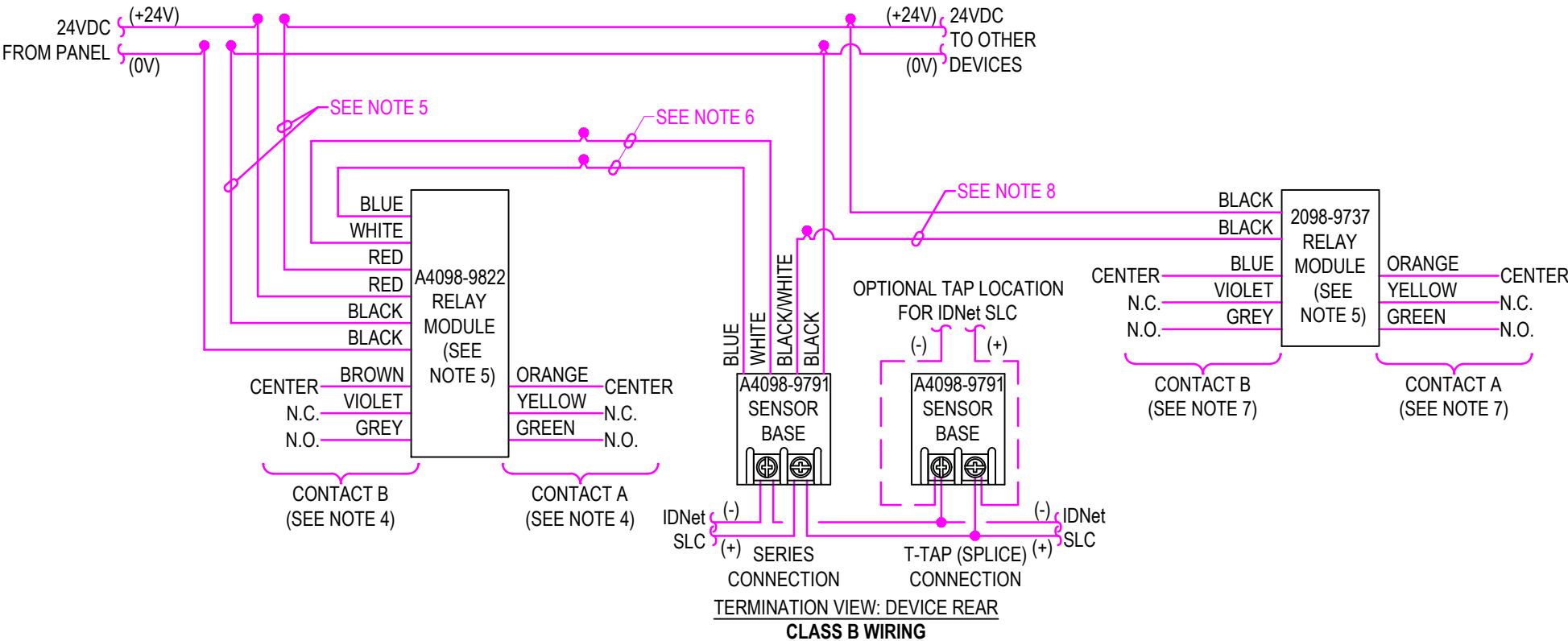
MOUNTING OPTION "B"



MOUNTING OPTIONS

OPTION <sup>1</sup>	DESCRIPTION	NOTE
A	SINGLE GANG BOX, 2-1/8" (54mm) DEEP - FLUSH MOUNT	BY OTHERS
B	4" (102mm) OCTAGONAL BOX, 1-1/2" (38mm) DEEP, MINIMUM - FLUSH MOUNT	BY OTHERS
C	4" (102mm) SQUARE BOX, 1-1/2" DEEP (MIN) W/ AUTOCALL A4098-9832 ADAPTER KIT	BOX BY OTHERS, A4098-9832 ORDERED SEPARATELY
D	4" (102mm) SQUARE BOX, 1-1/2" DEEP (MIN) W/ SINGLE GANG COVER PLATE 3/4" (19mm) EXTENSION	BY OTHERS

1. FOR ADDITIONAL MOUNTING OPTIONS, DOWNLOAD DATA SHEET A4098-0019 FROM [HTTP://WWW.AUTOCALL-FIRE.COM](http://www.autocall-fire.com)
2. SENSOR BASES WITH RELAY MODULES 2098-9737 AND A4098-9822 REQUIRE A 1.5 INCH EXTENSION RING MOUNTED TO THE 4-INCH SQUARE OR OCTAGONAL ELECTRICAL BOX (RELAY MODULE(S) CANNOT BE USED IN SINGLE-GANG ELECTRICAL BOX INSTALLATIONS) TO MEET THE SPACE REQUIREMENT OF THE RELAY CUBE AND ITS WIRES. THE RELAY MODULE A4098-9822 MUST BE INSTALLED IN THE ELECTRICAL BOX DIRECTLY.



WIRING NOTES

1. MAINTAIN CORRECT POLARITY ON TERMINAL CONNECTIONS.
2. ALWAYS CUT CONDUCTORS AND SECURE UNDER TERMINALS. NEVER LOOP WIRES UNDER TERMINALS.
3. ANY WIRE SPLICES TO BE MADE BY LISTED AND AHJ APPROVED METHODS.
4. CONTACT A OR B: DRY, FORM C - EACH RATED 2A AT 24VDC / 0.5A AT 110VAC, RESISTIVE.
5. 18 VDC TO 32 VDC, 0.008 A TYPICAL / 0.013 A MAXIMUM
6. DO NOT USE REMOTE LED IF THE A4098-9822 RELAY MODULE IS USED.
7. CONTACT A OR B, DRY, FORM C - EACH RATED AT 3A AT 28VDC / 115VAC, RESISTIVE.
8. MAXIMUM WIRE LENGTH BETWEEN A4098-9791 SENSOR BASE AND 2098-9737 RELAY MODULE IS 100 FT. THE 2098-9737 RELAY MODULE IS REQUIRED FOR SUPERVISED REMOTE CONTROL RELAY OPERATION.

Johnson Controls



Owner

Project Name

No.	Description	Date
01	For Review	07/14/2021

Autocall\_A4098 Addressable Bases Detector  
A4098-9791

Project number

Date 07/12/2021

Drawn by CV

Checked by MA

01

Scale NTS