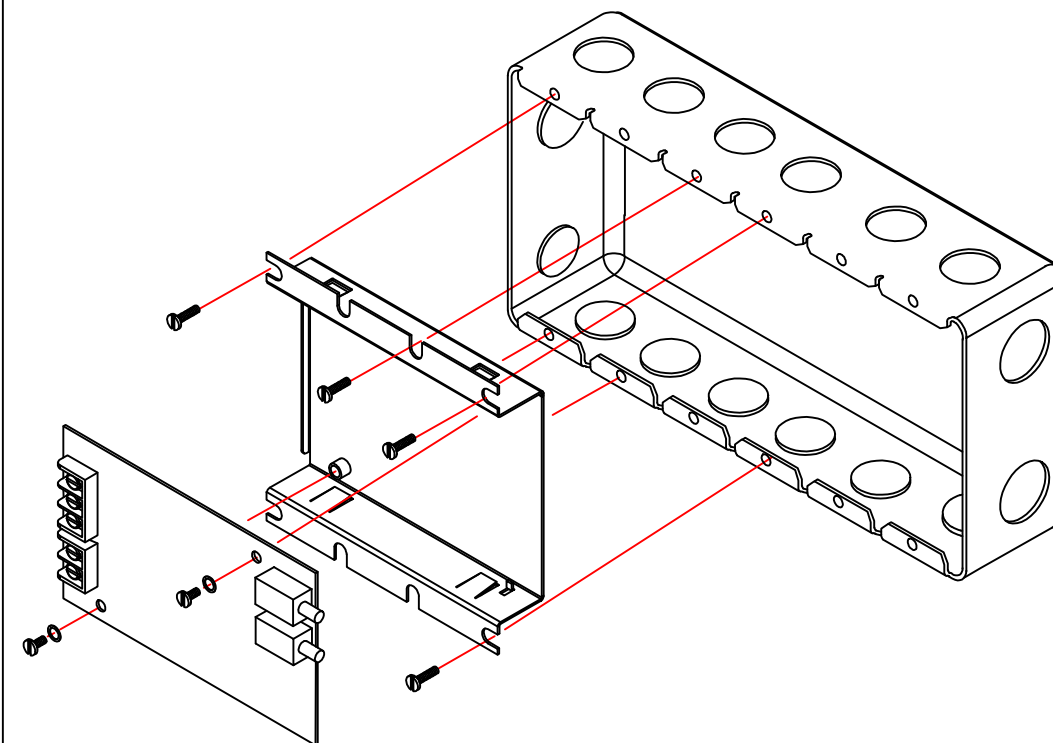



IDNET FIBER OPTIC TRANSMITTER

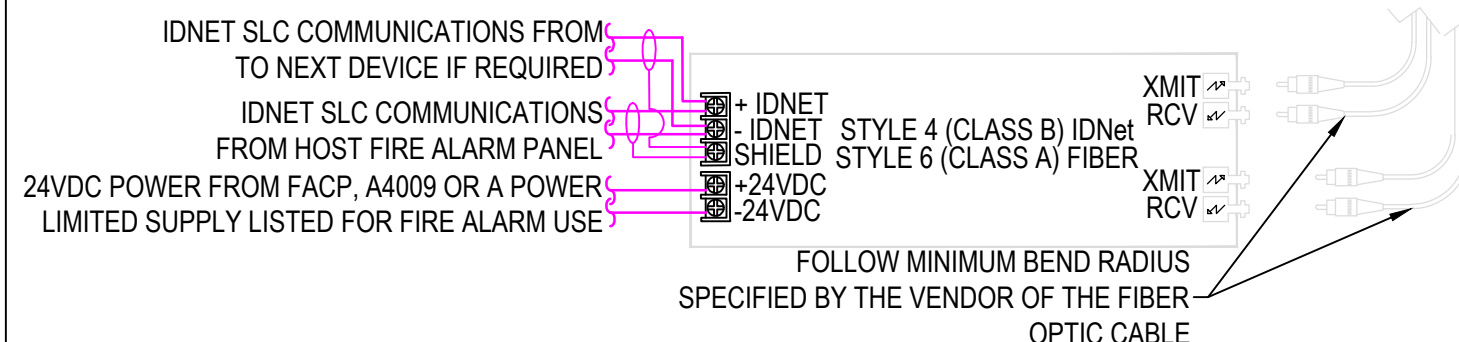
AUTOCALL A4090-9107



WIRING NOTES

1. MAINTAIN CORRECT POLARITY ON TERMINAL CONNECTIONS.
2. ALWAYS CUT WIRES AND SECURE UNDER TERMINALS. NEVER LOOP WIRES UNDER TERMINALS
3. MAXIMUM DISTANCE TO FARTHEST DEVICE FROM FACP - 2500 FEET, WITH T-TAPS IS 10000 FEET.
4. MAXIMUM DISTANCE FROM FIBER TRANSMITTER MODULE TO RECEIVER CARD IN THE A4009 IS 3,000 FT.

TO THE FIBER OPTIC RECEIVER OPTION CARD MOUNTED IN THE A4009 NAC PANEL.



MOUNTING OPTIONS

OPTION ¹	DESCRIPTION	NOTE
A	SURFACE MOUNT BOX	AUTOCALL 2975-9217, ORDERED SEPARATELY
B	FLUSH MOUNT MASONRY BOX: USE 6 GANG BOX, 2-1/2" DEEP(64MM)	BY OTHERS
C	FLUSH MOUNT GANGED BOXES: USE 6-GANG BOX, 1-1/2"(38MM) MINIMUM DEPTH	BY OTHERS

1. FOR ADDITIONAL MOUNTING OPTIONS, DOWNLOAD DATA SHEET A4009-0002 FROM [HTTP://WWW.AUTOCALL.COM](http://www.autocall.com)



Owner

Project Name

No.	Description	Date
01	For Review	07/14/2021

Autocall_Modules
A4090-9107

Project number

Date 07/12/2021

Drawn by CV

Checked by MA

01

Scale NTS