

AUTOCALL PRODUCT

# CATALOG 2021





**RELIABLE  
PROTECTION  
EVERYWHERE  
IT'S NEEDED**

## CONTENTS

### 06 BUILDING SOLUTIONS

### 18 CONTROL UNITS

22	Autocall 4100ES Fire Control Unit
25	Panel mounted annunciation modules
26	System Accessories - Modules
27	Emergency Voice/Alarm Communications with ES Touchscreen Display Equipment
29	System Accessories - Battery Brackets
30	Master Clock Interface
31	Autocall 4100ES MINIPLEX Transponders
34	Cabinet
36	Remote Annunciator Panels
38	InfoAlarm Command Center Upgrade Kits
39	Autocall 4100ES Release Control System
40	Network System Integrator (NSI)
41	Network Annunciator Panels for ES Network (ES Net)
43	System Accessories - SDACT, SCU and RCU
45	External Battery Cabinet with Charger
46	Autocall 4009 IDNet NAC Extender
47	Autocall 4009 IDNAC Repeater
48	Interface to VESDA Air Aspiration Detectors
49	Fire Alarm System Remote Printer
50	Autocall 4010ES Fire Control Units (Conventional), North America
51	Autocall 4010ES Release Control System, North America
52	Autocall 4010ES Fire Control Units
53	Autocall 4010ES Fire Control Units (Conventional), International
55	Autocall 4010ES Release Control System, International
56	Autocall 4010ES Fire Control Units, International
57	Autocall 4007ES Fire Control Unit Hybrid
59	Autocall 4007ES Fire Control Units
60	Autocall 4007ES Release Control System
61	Autocall 4100ES Remote Annunciator Panels







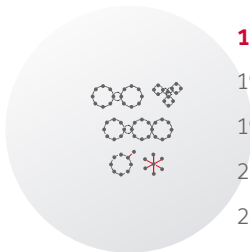
**64 INITIATING DEVICES**

- 69 TrueAlarm Addressable Analog Smoke and Heat Sensing Devices
- 81 TrueAlarm Addressable Peripheral Accessories
- 84 IDNet/MAPNET II Addressable Input/Output Devices
- 98 Photoelectric Smoke Detectors, Beam and Duct Detectors
- 105 Heat Detectors
- 107 Non-Coded Manual Stations
- 108 Wire Guards for Detectors and Manual Stations
- 110 MX Technology Addressable Devices



**118 NOTIFICATION APPLIANCES**

- 123 TrueAlert ES Addressable Horns, Strobes and Horn/Strobes
- 134 TrueAlert ES Addressable Speaker and Speaker/Strobes
- 142 TrueAlert ES Addressable Multi-Tone Horns and Chimes
- 146 TrueAlert ES LED Addressable Horns, Strobes and Horn/Strobes
- 152 TrueAlert Addressable Horns, Strobes, and Horn/Strobes
- 155 TrueAlert Non-Addressable Speaker/Addressable Strobes
- 157 TrueAlert Addressable Modules
- 159 TrueAlert Non-Addressable Horns, Strobes and Horn/Strobes
- 167 TrueAlert Non-Addressable Multi-Tone Horns and Chimes
- 169 TrueAlert Non-Addressable Speakers and Speaker/Strobes
- 174 Visual Messaging
- 175 Hyperspike Speakers and Amplifiers
- 181 Hyperspike Encompass System
- 182 Other Notification - Bells, Beacons, Horns and Strobes, Speakers and Speakers/Strobes



**188 NETWORKS AND WORKSTATIONS**

- 196 ES Net Network Applications
- 198 TrueSite Workstations
- 200 TrueSite Incident Commander
- 202 BACpac Ethernet Portal Modules



**Your business depends** on protection that's comprehensive and easy to manage. We help commercial businesses of all kinds – from strip malls to high rises – protect employees, customers, assets and property from fire.



COMMERCIAL



**Campuses are among** the most complex and demanding environments for fire protection systems. Autocall solutions help you keep students, faculty and staff safe around the clock – while minimizing disruption and management.



EDUCATION



**Transportation facilities** – from airports and rail stations to trucking and shipping terminals – are busy, high-risk work environments. You need industrial-grade fire detection solutions that bring order and help ensure the health and safety of travelers and employees while protecting physical property and assets.

# TRANSPORTATION





**Stores and shopping malls** need to respond swiftly and surely in a fire emergency – guiding customers and employees to safety, protecting inventory, and helping firefighters work effectively. Autocall solutions can help keep your retail environment safe.






**Your business thrives** when guests are relaxed, comfortable and free to enjoy your services. We can help you maintain that atmosphere by delivering optimal fire detection that's easy to manage and non-disruptive to guests.

HOSPITALITY





**We understand the needs** of industrial organizations, including those handling hazardous or flammable materials. We offer all the components to deliver a comprehensive, customized solution that maximizes the safety of your high-risk industrial environment.



INDUSTRIAL, PETROLEUM, OIL AND GAS



## THE SMART CHOICE, NO MATTER WHAT YOUR ROLE

When it comes to fire detection systems, no choice is more important than your fire alarm control units. They are the nerve center of any fire detection system, critical not only for their ability to help save lives, but also to deliver value over time. With the right choice, you'll have a fire detection system that makes everyone's job easier and can be expanded and enhanced over time to accommodate changing needs.

For many facilities, the right choice is Autocall. Autocall control units are engineered to deliver industry-leading scalability, reliability and long-term value. They support a broad range of industry, customer and facility requirements, enabling you to get a comprehensive, tailored fire detection solution for every installation. And Autocall control units offer innovative features that can make them easier to install, manage and maintain.

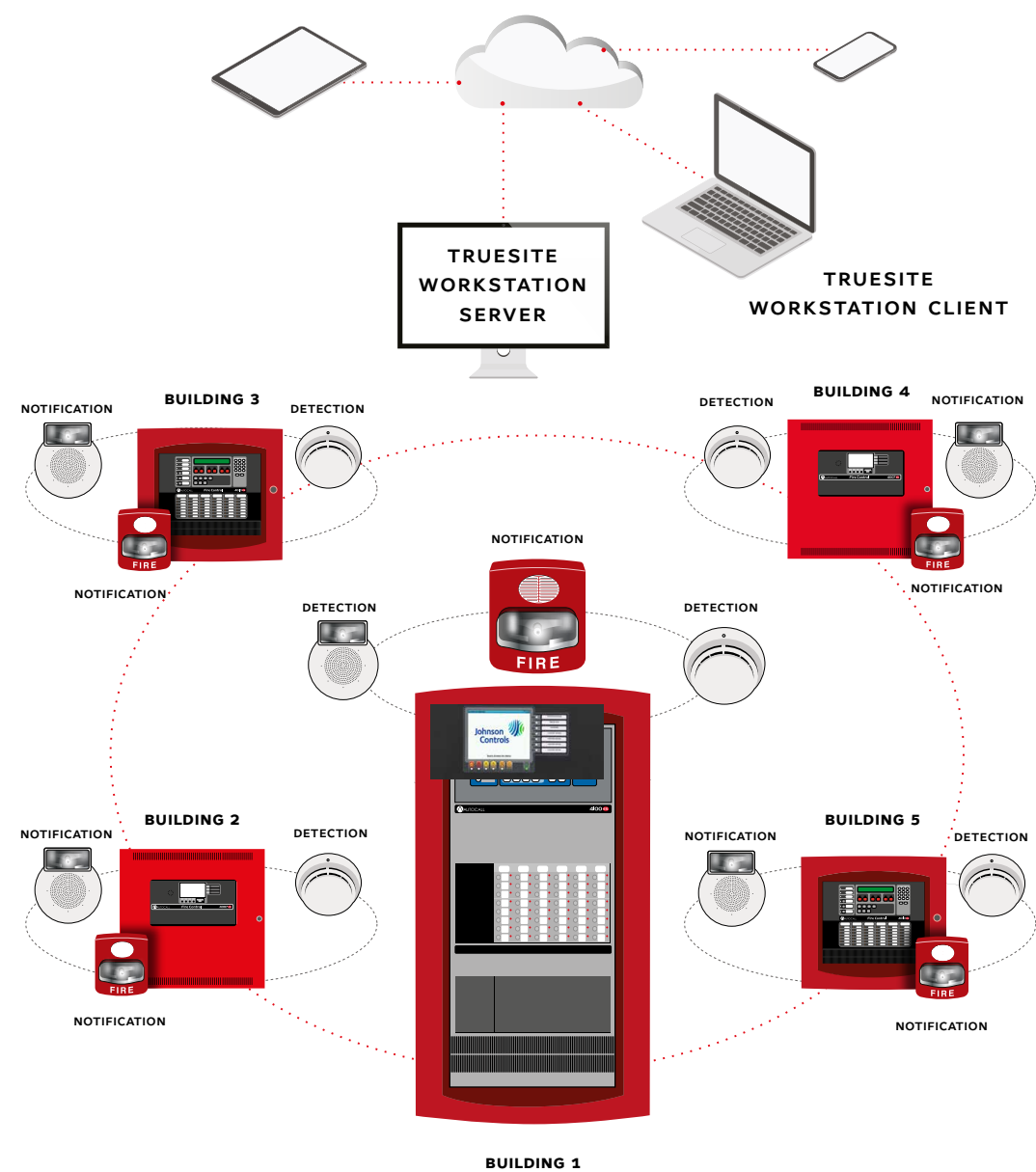
# CONTROL UNITS

THE INTELLIGENCE BEHIND THE MOST  
INNOVATIVE FIRE DETECTION SYSTEMS



# CONTROL UNITS AND WORKSTATIONS TO SUIT EVERY FACILITY

Control units form the heart of Autocall fire detection systems, supporting individual supervision and control of detection and notification devices across facilities. They also enable operator access and management via network workstations, cloud-based web browser or mobile devices.



For illustrative purposes only. Does not depict actual system configuration.

# CONTROL UNITS THAT NEVER COMPROMISE

Decades of innovation and experience are packed into every Autocall control unit, delivering advanced features and technologies that add up to superior value and lower total cost of ownership.

### ADDRESSABILITY

Many Autocall control units, detection products and notification appliances are addressable, intelligent devices. Addressability allows T-tapping and more efficient wire runs, which can lower installation and overall project costs. Addressability also means each device is individually supervised for malfunction or failure, and you can tailor the settings for each device from the control unit.

### MODULAR DESIGN

Autocall control units are based on a modular architecture that allows them to be custom-configured to each facility's specifications and capacity requirements. In addition, Autocall 4100ES control units are custom built, so they arrive assembled and ready to connect.

### INTUITIVE INTERFACE

Whether you're working with your Autocall system via an intuitive touchscreen display, the PC-based TrueSite Workstation command center, or the TrueSite Mobile Client app, it's easy to access information, view reports and perform a variety of operations.

### INTEGRATION WITH BUILDING SYSTEMS

You can integrate Autocall control units with building management systems and security systems to share information and help centralize facility control. With support for popular communication protocols such as BACnet and Modbus, Autocall enables you to mount a coordinated response to a fire emergency, linking the fire detection system with elevators, door holders, smoke dampers, air pressurization systems and more.

### FUTURE-PROOFING/UPGRADEABILITY

Autocall systems are engineered to provide a migration path to future technologies and features, making upgrades and expansions fast and easy.

### REGULATORY COMPLIANCE

You can be confident that Autocall control units comply with industry and jurisdictional codes.





# THE AUTOCALL 4100ES

Big power for the most complex jobs

## 4100ES FIRE CONTROL UNIT



### 4100ES Addressable Fire Detection and Control Basic Panel Modules and Accessories

The fully networkable 4100ES supports up to 3,000 points and is designed to handle the complex requirements of medium/large facilities and multi-building campus networks. It features addressable technology, scalable design flexibility, voice notification/audio capability and is listed for multi-hazard suppression release control. An optional touchscreen display includes an intuitive interface that provides a wealth of information.

Datasheet: AC4100-1031

4100ES Cabinets are available with one, two or three bays (two bay cabinet shown)

PRODUCT	PART NUMBER	DESCRIPTION
4100ES Master Controller	A100-9701	ES-PS Master Controller with 2x40 Display - English, UL/ULC
	A100-9702	ES-PS Master Controller with 2x40 Display - Canadian French, ULC
	A100-9706	ES-PS Master Controller with ES Touchscreen Display, UL/ULC
	A100-9709	ES-PS Master Controller without Display - English, UL/ULC
Master Controller Accessories	A100-2300	Expansion Bay Assembly
	A100-2303	Legacy Module Stabilizer Bracket
ES Touchscreen Display User Interface Upgrade Kit	A100-7165	New ES Touchscreen Display User Interface for upgrading an existing 4100ES 2x40 LCD or InfoAlarm User Interface
Communication Modules	A100-1291	Un-isolated remote unit interface module (RUI); up to three maximum per control panel
	A100-6031	City Circuit, with disconnect switches
	A100-6032	City Circuit, without disconnect switches
	A100-6033	Alarm Relay, three Form C relays, 2 A @ 32 VDC
	A100-6038	Dual Port RS-232 with 2120 interface (slot module)
	A100-6046	Dual Port RS-232 standard interface (4 in. x 5 in. module)
	A100-6048	VESDA Aspiration System Interface
	A100-6080	DACT, Point or Event Reporting; one shipped unless 4100-7908 is selected
Communication Cards	A100-6105	IP Communicator - side mounted
	A100-6107	IP Communicator - vertically mounted
ES Power Supplies	A100-5401	24 V Aux. Relay, 24 V Aux. Power 2 A Tap/Simple NAC, 110 Ah Battery Charger, 2 PDI Blocks for compatible option cards
	A100-5402	Same as ES-PS above, except without battery charger
Power Supply Accessories	A100-5152	12 VDC Power Option, 2 A maximum 1 Block 1.5 A maximum
	A100-0156	8 VDC Converter, required for multiple Physical Bridge Modules, 3 A maximum 1 Block included with loads
	A100-5130	Voltage Regulator Module, 22.8 to 26.4 VDC (25 VDC nominal)
	A100-5131	ES-PS Fan Module
	A100-0636	Box Interconnection Harness Kit (non-audio)
	A100-0638	4100 Slot Module Additional 24 VDC Harness; needed when 4100 Slot module requirements exceed 2 A from ES-PS
	A100-5403	Harness for ES-PS Backup Power Supply
	A100-0644	120 VAC PDM Harness
	A100-0645	220 VAC PDM Harness
	A100-0646	230 VAC PDM Harness
	A100-0647	240 VAC PDM Harness



PRODUCT	PART NUMBER	DESCRIPTION
Conventional and Addressable Modules	A100-5450	Conventional NAC Module
	A100-5451	IDNAC Addressable Notification SLC Module
8 Zone Initiating Device Circuits	A100-5005	Class B, 75 mA, 195 mA
	A100-5015	Class A, 75 mA, 195 mA
Isolator Card	A100-6013	Dual Class Isolator Card (DCAI), 10.0mA @ 24V of card power
8-Point Zone/Relay Card	A100-5013	8 point zone/relay 4 in. x 5 in. flat module
	A100-6305	25 V regulator harness for 8 point zone/relay module
IDNet Addressable Interface Modules	A100-3109	IDNet 2 Module, 250 point capacity
	A100-3117	IDNet 2 Module, 250 point capacity
	A100-3110	IDNet 2+2 Module, 250 point capacity
	A100-3111	IDNet Short Circuit Isolating Loop Output Module
Relay Modules; Non-Power-Limited	A100-3202	4 DPDT w/feedback
	A100-3204	4 DPDT w/feedback
	A100-3206	8 SPDT
Miscellaneous Accessories	A100-1279	Single blank 2 in. display cover
	4100-9835	Termination and Address Label Kit
	A100-6034	Tamper Switch, one per cabinet assembly if required
	A2081-9031	Series resistor for WSO, IDCs

PANEL-MOUNTED ANNUNCIATION MODULES

with 4100ES Fire Alarm Control Units, Remote Annunciators, and Network Display Units (NDU)

4100ES fire alarm units support a variety of switch input and LED status indicators to complement the information and controls available at the operator interface. These modules provide a convenient interface efficiently packaged onto the front panel space of the cabinet bay. Additionally, the panel-mounted printer can conveniently record system status without requiring a separately located printer.

Datasheet: AC4100-0032

PRODUCT	PART NUMBER	DESCRIPTION
LED/Switch Modules, General Purpose	A100-1280	LED/Switch Module - Red (1 LED/Switch)
	A100-1281	LED/Switch Module - Yellow (1 LED/Switch)
	A100-1282	LED/Switch Module - Red on top, Yellow on bottom (2 LED/Switch)
	A100-1283	LED/Switch Module - Yellow on top and bottom (2 LED/Switch)
	A100-1284	LED/Switch Module - Red on top, Green on bottom (2 LED/Switch)
	A100-1296	LED/Switch Module - Green on top, Yellow on bottom (2 LED/Switch)
	A100-1285	LED/Switch Module - Red (1 LED/Switch)
	A100-1278	LED/Switch Module - 8 Red on left, 8 Yellow on right (1 LED/Switch)
	A100-1300	LED/Switch Module - With pluggable LEDs; shipped Red on top, Yellow on bottom (1 LED/Switch), UL, ULC, and CSFM listed only
	A100-1287	LED/Switch Module - Red (1 LED/Switch)
LED Only Modules and LED Kits	A100-1276	LED Only Module - Eight (8) LED Module with Red LEDs; custom label area per module and per LED
	A100-1277	LED Only Module - Sixteen (16) LED Module; Red LED on top and Yellow LED on bottom at each position; custom label area per module and per LED pair
	4100-9843	LED Kit - Yellow Kit of 8 LEDs
	4100-9844	LED Kit - Green Kit of 8 LEDs
	4100-9845	LED Kit - Red Kit of 8 LEDs
	4100-9855	LED Kit - Blue Kit of 8 LEDs
LED/Switch Modules with Green/Red/Green LEDs	A100-1286	LED/Switch Module - Eight function HOA (On, Off, Auto) Control Module with labeled switches; custom label area per module and per LED/switch set
LED/Switch Modules with Green/Red/White LEDs for IBC Applications	A100-1275	LED/Switch Module - Eight function HOA (On, Off, Auto) Control Module with labeled switches; LED colors meet International Building Code (IBC) requirements; custom label area per module and per LED/switch set
LED/Switch Modules with Green/Yellow/Green LEDs (UL, ULC, and CSFM listed only)	A100-1302	LED/Switch Module - Eight function HOA (On, Off, Auto) Control Module with labeled switches; for applications requiring no red LEDs; custom label area per module and per LED/switch set
	A100-1301	LED/Switch Module - Eight function HOA (On, Off, Auto) Control Module, same as 4100-1302 except switches are unlabeled
LED/Switch Controller Modules and Accessories	A100-1288	64 LED/64 Switch Controller Module with mounting plate
	A100-1289	64 LED/64 Switch Controller Module without mounting plate
	A100-0636	Harness Kit, Power and Communications
	A100-0641	Harness Kit, 26 Position Flex Cable, 14-1/2" (368 mm) long
	A100-1290	24 Point I/O Module for external connections
	A100-1294	LED/Switch Module Slide-in Labels
	A100-1279	Single blank 2" display cover
Panel-Mounted Printer	A100-1293	Panel Mount Thermal Printhead Printer, supplied with one roll of paper
	4190-9803	Replacement Paper for 4100-1293 Printer, one roll



SYSTEM ACCESSORIES

4100 Series Graphic Annunciator Modules; LED/Switch and 24 Point I/O Graphic Modules

These remote annunciator graphic control modules complement 4007ES, 4010ES and 4100ES (and other installed legacy panels) by providing LED/lamp/relay drivers and switch inputs to allow custom graphic displays to be designed for specific facility requirements, such as for smoke control (UUKL) systems. Wiring is minimized by Signaling Line Circuit (SLC) communications that also provides supervision. In the event of communications loss, an alert will be displayed at the fire alarm control unit and can also be identified at the remote annunciator if desired.

Datasheet: AC4100-0005

PRODUCT	PART NUMBER	DESCRIPTION
System Type	A100-8401	Cabinet mounted graphic modules
	A100-8402	Graphic modules only, plate mounted
	A100-8904	Aftermarket addition, modules only
Graphic Modules	A100-7401	24 Point I/O Graphic Module
	A100-7402	64/64 LED Switch Controller
	A100-7403	32 Point LED Driver Module
	A100-7404	32 Point Switch Input Module
Package Size, Finish and Trim Options (Select as Required if A100-8401)	A100-2401	2-Unit Cabinet assembly, box with glass door and retainer
	A100-2402	4-Unit Cabinet assembly, box with glass door and retainer
	A100-2403	6-Unit Cabinet assembly, box with glass door and retainer
	A100-2404	2-Unit Box only, no door
	A100-2405	4-Unit Box only, no door
	A100-2406	6-Unit Box only, no door
	A100-2201	Red finish option

EMERGENCY VOICE/ALARM COMMUNICATIONS

WITH ES TOUCHSCREEN DISPLAY EQUIPMENT



4100ES Fire Alarm Control Unit with ES touchscreen display and voice options

4100ES Audio Systems provide voice communication, alarm tones, and/or digitally prerecorded voice messages to alert occupants of fire or other emergency situations. Evacuation signaling may be automatically generated via alarm initiated event programs or by firefighting personnel using the operator controls.

Datasheet: AC4100-1034

PRODUCT	PART NUMBER	DESCRIPTION
Custom Message Ordering	4100-8804	Custom Messages are required
	4100-0822	Custom Messages from Tape
	4100-0823	Custom Messages from Transcript
	4100-0824	Custom Messages from Archive
Analog Emergency Voice/ Alarm Communications Equipment, Constant Supervision Compatible	A100-9620	Basic Analog Audio Operation with microphone
	A100-1210	Analog Controller Board only
	A100-1361	Flex-35, 35 W Amplifier, constant supervision compatible, 25 VRMS output
	A100-1362	Flex-35, 35 W Amplifier, constant supervision compatible, 70.07 VRMS output
	A100-1312	Flex-50, 50 W Amplifier, constant supervision compatible, 25 VRMS output
100 W Analog Amplifiers with Power Supply, Constant Supervision Compatible	A100-1313	Flex-50, 50 W Amplifier, constant supervision compatible, 70.07 VRMS output
	A100-1314	Primary Amplifier, Output Voltage 25 VRMS, 120 VAC, 60 Hz UL
	A100-1318	Primary Amplifier, Output Voltage 25 VRMS, 220/230/240 VAC, 50/60 Hz UL
	A100-1315	Primary Amplifier, Output Voltage 70.7 VRMS, 120 VAC, 60 Hz UL
	A100-1319	Primary Amplifier, Output Voltage 70.7 VRMS, 220/230/240 VAC, 50/60 Hz UL
	A100-1324	Backup Amplifier, Output Voltage 20 VRMS, 220/230/240 VAC, 50/60 Hz UL
	A100-1320	Backup Amplifier, Output Voltage 25 VRMS, 120 VAC, 60 Hz UL
	A100-1321	Backup Amplifier, Output Voltage 70.7 VRMS, 120 VAC, 60 Hz UL
	A100-1325	Backup Amplifier, Output Voltage 70.7 VRMS, 220/230/240 VAC, 50/60 Hz UL
	A100-9621	Basic Digital Audio Operation with microphone
Digital Emergency Voice/ Alarm Communications Equipment, Constant Supervision Compatible	A100-1311	Eight Channel Digital Controller Board only
	A100-1363	Flex-35, 35 W Amplifier, constant supervision compatible, 25 VRMS output
	A100-1364	Flex-35, 35 W Amplifier, constant supervision compatible, 70.07 VRMS output
	A100-1326	Flex-50, 50 W Amplifier, constant supervision compatible, 25 VRMS output
	A100-1327	Flex-50, 50 W Amplifier, constant supervision compatible, 70.07 VRMS output
100 W Digital Amplifiers with Power Supply, Constant Supervision Compatible	A100-1328	Primary Amplifier, 25 VRMS, 120 VAC, 60 Hz, UL
	A100-1329	Primary Amplifier, 70.7 VRMS, 120 VAC, 60 Hz, UL
	A100-1332	Primary Amplifier, 25 VRMS, 220/230/240 VAC, 50/60 Hz, UL
	A100-1333	Primary Amplifier, 70.7 VRMS, 220/230/240 VAC, 50/60 Hz, UL
	A100-1334	Backup Amplifier, 25 VRMS, 120 VAC, 60 Hz, UL
	A100-1335	Backup Amplifier, 70.7 VRMS, 120 VAC, 60 Hz, UL
	A100-1338	Backup Amplifier, 25 VRMS, 220/230/240 VAC, 50/60 Hz, UL
	A100-1339	Backup Amplifier, 70.7 VRMS, 220/230/240 VAC, 50/60 Hz, UL



PRODUCT	PART NUMBER	DESCRIPTION
Amplifier and Related Audio Options	A100-1245	Flex-35/50 Expansion NAC Module
	A100-1246	Flex-35/50 Class A Adapter Module
	A100-1248	100 W Amplifier Expansion NAC Module
Amplifier and Related Audio Options	A100-1249	100 W Class A Adapter Module
	A100-1259	Constant Supervison Adapter, 25 VRMS Output
	A100-1260	Constant Supervison Adapter, 70.7 VRMS Output
	A100-5116	Expansion Signal Module
	A100-1266	Expansion Signal Module NAC Expander
	A100-1267	Expansion Signal Module Class A Adapter
	A100-1268	Expansion Signal Module Constant Supervison Adapter for 25 VRMS or 70.7 VRMS
	A4081-9018	End-of-line resistor harness for 70.7 VRMS NACs
	A100-2300	Expansion Bay Hardware
	A100-2320	Audio Bay-to-Bay Interconnection Harness Kit
	A100-0637	Audio Box Interconnection Harness Kit
Audio Input and Controller Options	A100-1240	Auxiliary Audio Input Module
	A100-1241	8 Minute Message Expansion Module
	A100-1242	32 Minute Message Expansion Module
Operator Interface and Related Options	A100-1243	Microphone Module (mike) for Fire Alarm Control Panels
	A100-1244	Remote Microphone Module for Remote Annunciator Panels
	A4003-9803	Remote Microphone Module
	A100-1252	Operator Interface LED/Switch Module, 1 Channel (audio or mike)
	A100-1253	Operator Interface LED/Switch Module, 1.5 Channel (audio or mike)
	A100-1254	Operator Interface LED/Switch Module, 2 Channel (full audio)
	A100-1255	Operator Interface LED/Switch Module, 3-8 Channel
	A100-1288	64 LED/64 Switch Controller Module with mounting plate
Firefighter Telephone System Products	A100-1289	65 LED/64 Switch Controller Module without mounting plate
	A100-1270	Master Telephone with Control Module and three Class B telephone NACs, one maximum per audio system
	A100-1271	Remote Master Telephone
	A100-1272	Expansion Telephone Control Module with threeClass B telephone NACs
Network and MINIPLEX Transponder Audio Connection Options	A100-1273	Telephone NAC Class A Adapter Module
	A100-0623	Network Audio Riser Controller Module for control of either an analog or digital riser module
	A100-0621	Dual Channel Analog Audio Riser Module
	A100-0622	3-8 Channel Digital Audio Riser Module
	A100-1341	MCC (Multiple Command Center) Digital Audio Riser Interface

SYSTEM ACCESSORIES

Battery Brackets

For geographic regions where earthquake activity is a building design criteria, these battery brackets will hold the system batteries securely in place.

Datasheet: AC2081-0019

PRODUCT	PART NUMBER	DESCRIPTION
Battery Brackets	A2081-9402	Battery Bracket for 12.7 Ah Compatible Batteries
	A2081-9297	Battery Bracket for 33 Ah Compatible Batteries
Additional Battery Equipment	A100-0650	Battery Shelf



MASTER CLOCK INTERFACE

Dual RS-232 port module with port B dedicated for master clock/master time interface. RS-232 port A is available for connection to printers, terminals, or other compatible peripherals.

Datasheet: AC4100-0033

PRODUCT	PART NUMBER	DESCRIPTION
Master Clock/Master Time Interface	A100-9816	Dual Port RS-232 Module

4100ES MINIPLEX TRANSPONDERS

4100ES MINIPLEX transponders connect to a host 4100ES Fire Alarm Control Unit using remote unit interface (RUI) communications. At the transponder, RUI communications are received by the transponder interface module and translated into the same internal communications format that is used in the host control unit.

Datasheet: AC4100-1035

PRODUCT	PART NUMBER	DESCRIPTION
Transponder Type	A100-9600	Basic Transponder, includes bay equipment with power distribution interface, and 4100-0620 Basic Transponder Interface Module mounted in Block A
	A100-9601	Local Mode Transponder, includes bay equipment with power distribution interface, and 4100-0625 Local Mode Transponder Interface Module mounted in Block A
ES Power Supplies	A100-5401	ES-PS, 120-240 V 50/60 Hz
	A100-5402	ES-XPS, 120-240 V 50/60 Hz
Power Supply Accessories	A100-5152	12 VDC Power Option, 2 A maximum
	A100-0156	8 VDC Converter
	A100-5130	Voltage Regulator Module, 22.8 to 26.4 VDC (25VDC nominal)
	A100-5131	ES-PS Fan Module
	A100-0636	Box Interconnection Harness Kit
	A100-0638	4100 Slot Module Additional 24 VDC Harness
	A100-5403	Harness for ES-PS Backup Power Supply
	A100-0644	120 VAC PDM Harness
	A100-0645	220 VAC PDM Harness
	A100-0646	230 VAC PDM Harness
Conventional and Addressable Notification Appliance Modules	A100-0647	240 VAC PDM Harness
	A100-5450	Conventional NAC Module
Dual Class A Isolator for IDNAC	A100-5451	DNAC Addressable Notification SLC Module
	A100-6103	Dual Class A Isolator for IDNAC (DCAI)
Addressable Interface Modules	A100-3109	IDNet 2 Module
	A100-3110	IDNet 2+2 Module
	A100-3111	IDNet Short Circuit Isolating Loop Output Module; for Aftermarket Field Installation Only
8-Point Zone/Relay Card	A100-5013	8 point zone/relay 4x5" flat module
	A100-6305	25V regulator harness for 8 point zone/relay module
Relay Modules; Non-Power-Limited	A100-3202	4 DPDT w/ feedback
	A100-3204	5 DPDT w/ feedback
	A100-3206	8 SPDT



PRODUCT	PART NUMBER	DESCRIPTION
Communication Modules	4100-1291	Remote Unit Interface Module (RUI, unisolated)
	A100-9601	Local Mode Transponder, includes bay equipment with power distribution interface, and 4100-0625 Local Mode Transponder Interface Module mounted in Block A
	A100-6031	City Circuit, with disconnect switches
	A100-6032	City Circuit, without disconnect switches
	A100-6033	Alarm/Supv/Tbl Relay, 3 Form C relays, 2 A @ 32 VDC; for EPS or RPS
	A100-6038	Dual RS-232 Interface
	A100-6048	VESDA Aspiration System Interface
	A100-9816	Master Clock Interface Module with one standard RS-232 port
Miscellaneous Options and Accessories	A100-1290	24 Point I/O Module for external connections
	A100-0632	Terminal Block Utility Module
	A100-0633	Door Tamper Switch
	A100-0634	Power Distribution Module (PDM) - 120 VAC
	A100-0635	Power Distribution Module (PDM) - 220/230/240 VAC
	A2081-9031	Series resistor for WSO, IDCs
Audio Riser Modules	A100-0621	Dual Channel Analog Audio Riser Module
	A100-0622	3-8 Channel Digital Audio Riser Module
Analog Emergency Voice/ Alarm Communications Equipment, Constant Supervision Compatible	A100-1361	Flex-35, 35 W Amplifier, constant supervision compatible, 25 VRMS output
	A100-1362	Flex-35, 35 W Amplifier, constant supervision compatible, 70.07 VRMS output
	A100-1312	Flex-50, 50 W Amplifier, constant supervision compatible, 25 VRMS output
	A100-1313	Flex-50, 50 W Amplifier, constant supervision compatible, 70.07 VRMS output
100 W Analog Amplifiers with Power Supply, Constant Supervision Compatible	A100-1314	Primary 100 W Amplifier, 25 VRMS, 120 VAC, 60 Hz, UL
	A100-1315	Primary 100 W Amplifier, 70.7 VRMS, 120 VAC, 60 Hz, UL
	A100-1318	Primary 100 W Amplifier, 25 VRMS, 220/230/240 VAC, 50/60 Hz, UL
	A100-1319	Primary 100 W Amplifier, 70.7 VRMS, 220/230/240 VAC, 50/60 Hz, UL
	A100-1320	Backup 100 W Amplifier, 25 VRMS, 120 VAC, 60 Hz, UL
	A100-1321	Backup 100 W Amplifier, 70.7 VRMS, 120 VAC, 60 Hz, UL
	A100-1324	Backup 100 W Amplifier, 25 VRMS, 220/230/240 VAC, 50/60 Hz, UL
	A100-1325	Backup 100 W Amplifier, 70.7 VRMS, 220/230/240 VAC, 50/60 Hz, UL
Digital Emergency Voice/ Alarm Communications Equipment	A100-1363	Flex-35, 35 W Amplifier, constant supervision compatible, 25 VRMS output
	A100-1364	Flex-35, 35 W Amplifier, constant supervision compatible, 70.07 VRMS output
	A100-1326	Flex-50, 50 W Amplifier, constant supervision compatible, 25 VRMS output
	A100-1327	Flex-50, 50 W Amplifier, constant supervision compatible, 70.07 VRMS output
100 W Digital Amplifiers with Power Supply, Constant Supervision Compatible	A100-1328	Primary Amplifier, 25 VRMS, 120 VAC, 60 Hz, UL
	A100-1329	Primary Amplifier, 70.7 VRMS, 120 VAC, 60 Hz, UL
	A100-1332	Primary Amplifier, 25 VRMS, 220/230/240 VAC, 50/60 Hz, UL
	A100-1333	Primary Amplifier, 70.7 VRMS, 220/230/240 VAC, 50/60 Hz, UL
	A100-1334	Backup Amplifier, 25 VRMS, 120 VAC, 60 Hz, UL
	A100-1335	Backup Amplifier, 70.7 VRMS, 120 VAC, 60 Hz, UL
	A100-1338	Backup Amplifier, 25 VRMS, 220/230/240 VAC, 50/60 Hz, UL
	A100-1339	Backup Amplifier, 70.7 VRMS, 220/230/240 VAC, 50/60 Hz, UL

PRODUCT	PART NUMBER	DESCRIPTION
Options For Use With Either Analog or Digital Amplifiers	A100-1245	Flex-35/50 Expansion NAC Module
	A100-1246	Flex-35/50 Class A Adapter Module
	A100-1248	100 W Amplifier Expansion NAC Module
	A100-1249	100 W Class A Adapter Module
	A100-1259	Constant Supervision Adapter, 25 VRMS Output
	A100-1260	Constant Supervision Adapter, 70.7 VRMS Output
Audio Expansion Signal Module and Options	A100-5116	Expansion Signal Module
	A100-1266	Expansion Signal Module NAC Expander
	A100-1267	Expansion Signal Module Class A Adapter;
Firefighters Telephone Options	A100-1268	Expansion Signal Module Constant Supervision Adapter
	A100-1272	Expansion Telephone Control Module with three Class B telephone NACS
General Audio Options	A100-1273	Telephone Class A Adapter Module
	A4081-9018	End-of-line resistor harness for 70.7 VRMS NACs; 10 kΩ, 1 W
	A100-2320	Audio Bay-to-Bay Interconnection Harness Kit
	A100-0637	Audio Box Interconnection Harness Kit



CABINET

Boxes, Doors, Dress Panels, Rack Mounting, and Accessories

4100ES Boxes are available sized for one, two, or three equipment bays, each with a battery bay located at the bottom. Colors include platinum or red. Doors are glass front with modular dress panels, or solid. Models are available with box and door combined for single package shipping, or packaged separately. Enclosures are NEMA 1 rated; wall-mount enclosures are also IP30 rated.

Datasheet: AC4100-0037

PRODUCT	PART NUMBER	DESCRIPTION
Combined Box and Door Selection	A2975-9444	Platinum 1 Bay - Box with Glass Door and Dress Panel
	A2975-9450	Platinum 1 Bay - Box with Solid Door
	A2975-9445	Platinum 2 Bay - Box with Glass Door and Dress Panel
	A2975-9451	Platinum 2 Bay - Box with Solid Door
	A2975-9446	Platinum 3 Bay - Box with Glass Door and Dress Panel
	A2975-9452	Platinum 3 Bay - Box with Solid Door
	A2975-9441	Red 1 Bay - Box with Glass Door and Dress Panel
	A2975-9447	Red 1 Bay - Box with Solid Door
	A2975-9442	Red 2 Bay - Box with Glass Door and Dress Panel
	A2975-9448	Red 2 Bay - Box with Solid Door
	A2975-9443	Red 3 Bay - Box with Glass Door and Dress Panel
	A2975-9449	Red 3 Bay - Box with Solid Door
Separate Box and Door Selection	A2975-9438	Platinum 1 Bay - Box
	A100-2104	Platinum 1 Bay - Glass Door and Dress Panel
	A100-2114	Platinum 1 Bay - Solid Door
	A2975-9439	Platinum 2 Bay - Box
	A100-2105	Platinum 2 Bay - Glass Door and Dress Panel
	A100-2115	Platinum 2 Bay - Solid Door
	A2975-9440	Platinum 3 Bay - Box
	A100-2106	Platinum 3 Bay - Glass Door and Dress Panel
	A100-2116	Platinum 3 Bay - Solid Door
	A2975-9407	Red 1 Bay - Box
	A100-2124	Red 1 Bay - Glass Door and Dress Panel
	A100-2134	Red 1 Bay - Solid Door
	A2975-9408	Red 2 Bay - Box
	A100-2125	Red 2 Bay - Glass Door and Dress Panel
	A100-2135	Red 2 Bay - Solid Door
	A2975-9409	Red 3 Bay - Box
	A100-2126	Red 3 Bay - Glass Door and Dress Panel
	A100-2136	Red 3 Bay - Solid Door

PRODUCT	PART NUMBER	DESCRIPTION
Cabinet Rack Mounting	#45964	Special upright cabinet rack for 4100ES
	A100-2140	Master Controller Rack Mount Kit
Cabinet Rack Mounting	A100-2145	Option Bay Rack Mounting Kit
	A100-2144	Power Distribution Module (PDM) Rack Mount Kit
Power Distribution Modules (one required per 4100ES box or cabinet rack)	A100-0634	120 VAC
	A100-0635	220/230/240 VAC
Miscellaneous Accessories	252-019	Door key (B Key)
	A100-9835	Termination and Address Label Kit
	A2975-9813	Platinum semi-flush box trim
	A2975-9812	Red semi-flush box trim
Battery Accessories	A100-0650	Battery Shelf
	A100-5128	Battery Distribution Terminal Block
Battery Reference	A2081-9272	6.2 Ah
	A2081-9274	10 Ah
	A2081-9275	18 Ah
	A2081-9276	33 Ah
	A2081-9287	25 Ah
	A2081-9288	12.7 Ah
	A2081-9296	55 Ah



REMOTE ANNUNCIATOR PANELS

Remote Annunciator Panels are dedicated-purpose transponders that support fire alarm system status information. Typical use is when the host fire alarm control unit is located away from the area where those responding to a fire situation need status information.

Datasheet: AC4100-1038

PRODUCT	PART NUMBER	DESCRIPTION
Remote Annunciator Panel	A100-9610	Remote Annunciator Panel; requires an internal power supply
	A100-9611	Basic Remote Annunciator Panel; requires power from another cabinet
Remote Command Center	A100-1292	Panel Mounted LCD Annunciator, 2 x 40 character LCD with LED illumination
Emergency Voice/Alarm Communications Operator Interface Options	A100-1244	Remote Microphone (mike) Module
	A100-1252	Operator Interface Module - 1 Channel (audio or mike)
	A100-1253	Operator Interface Module - 1.5 Channel (audio + mike)
	A100-1254	Operator Interface Module - 2 Channel (full audio)
	A100-1255	Operator Interface Module - 3-8 Channel
Firefighter Telephone System Products	A100-1271	Remote Master Telephone
	A100-1272	Phone Module with 3 Class B phone NACs
	A100-1273	Phone Class A Adapter Module
LED and LED/Switch Modules, General Purpose	A100-1280	Red - 8 Switches, One LED per Switch
	A100-1281	Yellow - 8 Switches, One LED per Switch
	A100-1282	Red on top, Yellow on bottom - 16 LEDs, 8 Switches, Two LEDs per Switch
	A100-1283	Yellow, top and bottom - 16 LEDs, 8 Switches, Two LEDs per Switch
	A100-1284	Red on top, Green on bottom - 16 LED, 8 Switch, Two LEDs per switch
	A100-1296	Green on top, Yellow on bottom - 16 LEDs, 8 Switches, Two LEDs per Switch
	A100-1285	Red- 16 LEDs, 16 Switches, One LED per Switch
	A100-1278	8 Red on left, 8 Yellow on right- 16 LEDs, 16 Switches, One LED per Switch
LED and LED/Switch Modules, General Purpose	A100-1276	Red, pluggable, LEDs only
	A100-1277	Pluggable LEDs, shipped Red on top, Yellow on bottom, LEDs only
	A100-1300	Pluggable LEDs, shipped Red on top, Yellow on bottom, 16 LEDs, 16 Switches, One LED per Switch
	A100-1287	Red, One LED per Switch, 24 LEDs, 24 Switches
LED/Switch Modules, Special Purpose	A100-1286	Eight function HOA (On, Off, Auto) Control Module with labeled switches
LED/Switch Controller Modules and Accessories	A100-1288	64 LED/64 Switch Controller Module with mounting plate
	A100-1289	64 LED/64 Switch Controller Module without mounting plate
	A100-1294	LED/Switch Module Slide-in Labels
	A100-1290	24 Point I/O Module for external connections
Communication Modules	A100-6038	Dual RS-232 Interface, mounts in Slot 3 or Slot 2
	A100-9816	Master Clock Interface Module with one standard RS-232 port

PRODUCT	PART NUMBER	DESCRIPTION
Panel Mounted Printer	A100-1293	Panel Mount Thermal Printhead Printer
	A190-9803	Replacement Paper for 4100-1293 Printer, one roll
ES Power Supplies	A100-5401	ES-PS, 120-240 V 50/60 Hz
	A100-5402	ES-XPS, 120-240 V 50/60 Hz
Power Supply Accessories	A100-5152	12 VDC Power Option, 2 A maximum
	A100-5156	8 VDC Converter
	A100-5130	Voltage Regulator Module, 22.8 to 26.4 VDC (25VDC nominal)
	A100-5131	ES-PS Fan Module
	A100-0636	Box Interconnection Harness Kit
	A100-0638	4100 Slot Module Additional 24 VDC Harness
	A100-5403	Harness for ES-PS Backup Power Supply
	A100-0644	120 VAC PDM Harness
	A100-0645	220 VAC PDM Harness
	A100-0646	230 VAC PDM Harness
	A100-0647	240 VAC PDM Harness
Power Distribution Modules	A100-0634	Power Distribution Module (PDM); 120 VAC
	A100-0635	Power Distribution Module (PDM); 220/230/240 VAC
Miscellaneous Accessories	A100-2300	Expansion Bay Hardware
	A100-1279	Single blank 2 in. display cover
	4100-9835	Termination and Address Label Kit (for module marking)
	A100-0632	Terminal Block Utility Module
	A100-0633	Door Tamper Switch (connects to Transponder Interface Module)
	A100-9843	Kits of 8 LEDs - Yellow
	A100-9844	Kits of 8 LEDs - Green
	A100-9845	Kits of 8 LEDs - Red
	A100-9855	Kits of 8 LEDs - Blue



INFOALARM COMMAND CENTER UPGRADE KITS

Upgrade Kit for existing 4100ES Series Fire Alarm Control Units.

Datasheet: AC4100-1045

PRODUCT	PART NUMBER	DESCRIPTION
Upgrade Kits	A100-7155	Upgrade Kit for existing 4100ES Series Fire Alarm Control Units (International)

4100ES RELEASE CONTROL SYSTEM

When combined with Suppression Release Peripherals, the 4100ES series fire alarm control unit provides actuator supervision and control for use in automatic extinguishing, and deluge or preaction releasing systems.

Datasheet: AC4100-0040

PRODUCT	PART NUMBER	DESCRIPTION
4100ES Releasing Control System Modules	A2081-9046	Coil Supervision Module
	A2080-Series	Maintenance Switches
	A2080-9056	Flush mount - Abort Switch
	A2080-9057	Surface mount - Abort Switch
Releasing Appliqués (Required for 4100ES Suppression Releasing Applications)	4010-9830	English
	4010-9830CAF	French
Suppression Release Peripheral and Accessories	A4090-9005	Basic Suppression Release Peripheral on mounting plate
	A4090-9006	Suppression Release Peripheral mounted in NEMA 1 red box; required for ULC listing
	A2975-9227	NEMA 1 red mounting box; required for 4090-9005
	4090-9812	Red LED IDNet communications indicator option kit; mounts on door of 2975-9227 box



NETWORK SYSTEM INTEGRATOR (NSI)



The Network System Integrator provides a gateway between any building control unit into the ES Net fire alarm network. This allows information from other building control units that are not equipped for direct network communications to be annunciated on the fire alarm network.

Datasheet: AC4190-0026

Network System Integrator

PRODUCT	PART NUMBER	DESCRIPTION
Network System Integrator	A190-9838	NSI for ES Net Network, Red
	A190-9839	NSI for ES Net Network, Platinum
Field Installed Optional Modules	A007-9801	Eight Point Zone/Relay Module
Media Modules for NSI with ES Net Network Interface Card	A007-6306	ES Net Ethernet Media Card
	A007-6307	ES Net DSL Media Card
	A007-6308	ES Net SM Fiber Media Card
	A007-6309	ES Net MM Fiber Media Card
Batteries	2081-9272	6.2 Ah
	2081-9274	10 Ah
	2081-9288	12.7 Ah
	2081-9275	18 Ah
	2081-9287	25 Ah
	2081-9271	33 Ah
Battery Accessories	A009-9801	External battery cabinet without charger. For up to 33 Ah batteries
	A009-9802	External battery cabinet without charger. For up to 25 Ah batteries
Accessories	A2975-9812	Red semi-flush box trim
	A2975-9813	Platinum semi-flush box trim

NETWORK ANNUNCIATOR PANELS FOR ES NETWORK (ES NET)

The 4100ES NDU with Voice Command Center (VCC) for ES Net is a network-level annunciator and manual system/point controller with optional network voice control equipment. It provides alphanumeric annunciation for up to 12,000 network points and/or point lists and can be programmed to function as the network master controller for Alarm Silence, Trouble Acknowledge,and System Reset.

Datasheet: AC4100-1077

PRODUCT	PART NUMBER	DESCRIPTION
Network Display Unit, Non-Voice	A100-9750	NDU Master Controller Bay with English 2x40 Display, CPU Card, ES Network Interface Card, ES Power Supply (120 V to 240 V 50/60 Hz, 24 V Aux. Relay, 24 V Aux. Power Tap, 110 Ah Battery Charger) and external RUI+ communications interface
	A100-9751	Same as 4100-9750 except with Canadian French user interface
	A100-9752	Same as 4100-9750 except with English InfoAlarm user interface with raised keys
	A100-9753	Same as 4100-9750 except with Canadian French InfoAlarm user interface with raised keys
	A100-9754	Same as 4100-9750 except with InfoAlarm user interface with flat keys and slide in labels
	A100-9755	Same as A100-9750 except with Color ES Touchscreen Display
Network Display Unit with Voice Command Center (VCC)	A100-9760	NDU Master Controller Bay with English 2x40 Display, CPU Card, ES Network Interface Card, ES Power Supply (120 V to 240 V 50/60 Hz, 24 V Aux. Relay, 24 V Aux. Power Tap, 110 Ah Battery Charger) and external RUI+communications interface. VCC Master Controller Bay with CPU Card, ES Network Interface Card, IDNet 2 Card supports up to 250 addressable/analog points, ES Power Supply (120 V to 240 V 50/60 Hz, 24 V Aux. Relay, 24 V Aux. Power Tap, 110 Ah Battery Charger) and external RUI+ communications interface
	A100-9761	Same as 4100-9760 except with Canadian French user interface in NDU Master Controller Bay
	A100-9762	Same as 4100-9760 except with English InfoAlarm user interface with raised keys in NDU Master Controller Bay
	A100-9763	Same as 4100-9760 except with Canadian French InfoAlarm user interface with raised keys in NDU Master Controller Bay
	A100-9764	Same as 4100-9760 except with InfoAlarm user interface with flat keys and slide in labels in NDU Master Controller Bay
	A100-9765	Same as A100-9760 except with Color ES Touchscreen Display
ES Net dual channel media cards for 4100ES mounted NICs	A100-6308	ES Net NIC dual channel single-mode fiber media card
	A100-6309	ES Net NIC dual channel multi-mode fiber media card
	A100-6307	ES Net NIC dual channel DSL media card
NDU Equipment Selection	A100-1291	Remote Unit Interface module (RUI)
	A100-6031	City Circuit, with disconnect switches (For use with ES-PS only)
	A100-6032	City Circuit, without disconnect switches (For use with ES-PS only)
	A100-6033	Alarm/Supv/Tbl Relay, 3 Form C relays, 2 A @ 32 VDC (For use with ES-PS only)
	A100-6038	Dual RS-232 Interface
	A100-6046	Dual Port RS-232 standard interface (4 x 5 module)
	A100-6080	Side Mount DACT, Point or Event Reporting
	A100-9816	Master Clock Interface Module with one standard RS-232 port
	A100-6079	Safelinc internet interface module



PRODUCT	PART NUMBER	DESCRIPTION
NDU Equipment Selection	A100-1290	24 Point I/O Module
	A100-6069	BACpac Ethernet Module – 1500 Points
	A100-6110	BACpac Ethernet Module – 5000 Points
	A100-6111	BACpac Ethernet Module – 15000 Points
	A100-6101	Physical Bridge Module Class B
	A100-6102	Physical Bridge Module Class X
	A100-6308	ES Net NIC dual channel single-mode fiber media card
	A100-6309	ES Net NIC dual channel multi-mode fiber media card
	A100-6307	ES Net NIC dual channel DSL media card
Power Supplies	A100-5401	ES-PS, 120 to 240 V 50/60 Hz
	A100-5402	ES-XPS, 120 to 240 V 50/60 Hz
Power Supply Accessories	A100-5152	12 VDC Power Option
	A100-0156	8 VDC Converter, required for multiple Physical Bridge Modules, 3 A maximum 1 Block included with loads
	A100-5130	Voltage Regulator Module
	A100-5131	ES-PS Fan Module
	A100-0636	Box Interconnection Harness Kit (non-audio)
	A100-0638	4100 Slot Module Additional 24 VDC Harness
	A100-5403	Harness for ES-PS Backup Power Supply
	A100-0644	120 VAC PDM Harness
	A100-0645	220 VAC PDM Harness
	A100-0646	230 VAC PDM Harness
	A100-0647	240 VAC PDM Harness

SYSTEM ACCESSORIES

Serial Digital Alarm Communicating Transmitters (SDACT)

Serial digital alarm communicating transmitter (SDACT) modules monitor the status of the host fire alarm control unit and its connections to the Central Station monitoring location. When status changes require information to be reported, the SDACT provides detailed messages that can assist the Central Station in accurately implementing the required response. Typical information reports include alarms, troubles, and supervisory conditions. Model series 4007ES, 4010ES, and 4100ES provide specific point information. SDACT modules directly communicates with the fire alarm control unit CPU and are custom programmed for the specific requirements of the Central Station and the connected fire alarm control unit.

Datasheet: AC2080-0009

PRODUCT	PART NUMBER	DESCRIPTION
Serial DACT Selection	A100-6052	Serial DACT – 4100ES and 4100U
	A100-6080	Serial DACT – 4100ES with EPS
	A010-9912	Serial DACT – 4010ES
	A007-9806	Serial DACT – 4007ES



SYSTEM ACCESSORIES



A602 Series SCU (Status Command Units) and RCU (Remote Command Units)

**Status Command Units (SCU)** provide 16 red zone status LEDs. Multiples may be mounted together for additional zone coverage.


**Remote Command Units (RCU)** provide eight red zone status LEDs, and control switches duplicating the switch functions of the host Fire Alarm Control Unit. A keyswitch enables the control switches. A green LED indicates power is present and a yellow LED indicates trouble.

Datasheet: AC4602-0001

Remote Control Unit

PRODUCT	PART NUMBER	DESCRIPTION
Individual LED/Switch Annunciators; Six-Gang box mounting	A602-9101	Status Command Unit (SCU) with beige trim plate
	A602-9102	Remote Command Unit (RCU) with beige trim plate
	A602-9111	Brushed stainless steel trim plate option
	2975-9206	Surface mount box option for use with 4602-9101 or 4602-9102; painted steel, ivory finish
Individual Graphic I/O Module	A602-9150	Graphic I/O RCU/SCU Board Assembly
Plate Mounted Graphic I/O Modules	A602-8103	Graphic I/O Mounting Plate for up to four
	A602-8902	Select when adding 4602-7101 modules in the field to an existing Graphic I/O annunciator mounting plate
	A602-7101	Graphic I/O RCU/SCU module for mounting on 4602-8103 plate (up to four);
Modular LED/Switch Annunciators; Cabinet Mounted	A602-8001	Basic annunciator panel; includes 2975-9197 beige box and beige surface mount door; has space for up to 4 RCU/SCU modules
	A602-8901	Select when adding features in the field to an existing 4602 Modular LED/Switch annunciator cabinet
	A602-7001	Remote Command Unit (RCU) module; typically one used per 4602-8001
	A602-6001	Status Command Unit (SCU) module; up to 4 may be selected
	A602-5001	Select when no 4602-7001 or 4602-6001 modules are to be selected
	A602-2201	Flush mount door and trim option - Beige
SCU/RCU Options	A602-2202	Flush mount door and trim option - Stainless Steel
	4602-9110	Eight (8) pluggable Yellow LEDs
	4602-9112	Zone labels numbered 1 through 64

EXTERNAL BATTERY CABINET WITH CHARGER



For use with model 4100ES and 4010ES addressable fire alarm control panels.

Datasheet: AC4081-0002

External Battery Cabiner with Charger

PRODUCT	PART NUMBER	DESCRIPTION
External Battery Cabinet with Charger	A4081-9306	120 VAC Input
	A4081-9308	220/230/240 Input, Multi-Tapped
Battery Reference	2081-9279	110 Ah Sealed Lead-Acid Battery, 12V DC, Qty 2

4009 IDNET NAC EXTENDER



For control with IDNet Communications or Conventional NACs

Provides additional notification appliance circuit (NAC) capacity with flexible operation modes and power-limited design.

Datasheet: AC4009-0002

4009 IDNet NAC Extender

PRODUCT	PART NUMBER	DESCRIPTION
4009 IDNet NAC Extender	A009-9201	4009 IDNet NAC Extender, 120 VAC input
	A009-9301	4009 IDNet NAC Extender, 240 VAC input
Optional modules	A009-9807	Additional four point NAC module, rated 1.5 A Special Application appliances; 1 A for Regulated 24 DC appliance power, Class B
	A009-9808	Dual Class A adapter (for two NAC outputs)
	A009-9809	IDNet Repeater, output is Class A or Class B
	A009-9810	Fiber Optic Receiver, Class B
	A009-9811	Fiber Optic Receiver, Class A (IDNet), Class X (fiber)
	4009-9805	Red Appliqué for door Select if required
Batteries	2081-9272	6.2 Ah Battery, 12V DC
	2081-9274	10 Ah, Battery, 12V DC
	2081-9275	18 Ah, Battery, 12V DC
External Accessories	A4090-9105	Class B operation, IDNet Fiber Optic Transmitter
	A4090-9107	Class X operation, IDNet Fiber Optic Transmitter
	A009-9801	External battery cabinet for up to 18 Ah batteries, beige
	A4081 series	End-of-Line resistor harnesses

4009 IDNAC REPEATER



Fire alarm control units with IDNAC SLC outputs provide individual address and control of TrueAlert and TrueAlert ES addressable notification appliances. When an IDNAC SLC reaches the current limit or the distance limit of the source IDNAC SLC, use of 4009 IDNAC Repeaters extends the IDNAC SLC with an additional 3 A of SLC current and up to 139 unit loads of additional supervisory capacity

Datasheet: AC4009-0004

4009 IDNAC Repeater

PRODUCT	PART NUMBER	DESCRIPTION
4009 IDNAC Repeater Selection	A009-9601(BA)	4009 IDNAC Repeater with cabinet (Red)
	A009-9602(BA)	4009 IDNAC Repeater with cabinet (Platinum)
Aftermarket Accessories	A009-9814	Class A Adapter Module, mounts on repeater controller board
	A2975-9813	Platinum semi-flush box trim
	A2975-9812	Red semi-flush box trim
External Accessories	A4905-9929	Remote TrueAlert Communications Isolator
	A009-9801	External Battery Cabinet for 25 Ah batteries
Batteries	2081-9272	6.2 Ah Battery, 12V DC
	2081-9274	10 Ah, Battery, 12V DC
	2081-9275	18 Ah, Battery, 12V DC



INTERFACE TO VESDA AIR ASPIRATION DETECTORS

for 4100ES/4010ES Series Fire Alarm Control Units

Allows addressable fire detection units to gather and process status information from VESDA high-sensitivity air aspiration smoke detection systems. Hardware requirements include an Intelligent Interface Module installed in the fire alarm control unit, and an HLI Module and associated VESDA equipment installed in a separate enclosure.

Datasheet: AC4100-0026

PRODUCT	PART NUMBER	DESCRIPTION
Fire Alarm Control Unit Reference	A100-6048	Intelligent Interface Module - 4100ES and 4100U
	A100-9901	Intelligent Interface Module - 4010ES
Xtralis VESDA Smoke Detector Equipment Reference	VSR-13D01-S04	Includes VESDA High Level Interface board, a VESDA programmer, and a VESDAnet socket, all mounted in a 19 in.equipment rack within a mounting box

FIRE ALARM SYSTEM REMOTE PRINTER



A high-resolution 24-pin printer for use with fire alarm control units and related systems. It is listed for supplemental fire protective signaling system operation under UL Standard 864.

Datasheet: AC4190-0027

Remote Printer

PRODUCT	PART NUMBER	DESCRIPTION
Remote Printer	A190-9027	High-resolution, 24-pin, dot matrix bi-directional printer

4010ES FIRE CONTROL UNITS (CONVENTIONAL), NORTH AMERICA



2-Bay 4010ES Fire Control Unit

4010ES Series Fire Detection and Control Units provide leading-edge installation, operator, and service features for customer applications in the mid-range addressable fire alarm systems market. An onboard ethernet port provides fast external system communications to expedite installation and service activity. Dedicated compact flash memory archiving provides secure on-site system information storage of electronic job configuration files. A variety of functional modules are available to meet specific system requirements. Selections allow control units to be configured for either standalone or networked fire control operation.

**Datasheet: AC4010-0004**  
**NOTE: Every 4010ES panel may not be available in each sales region. Refer to ordering tool for availability.**

PRODUCT	PART NUMBER	DESCRIPTION
1 Bay Unit - Basic Control Unit with 2x40 Operator Interface	A010-9401	Red Color, English 120 VAC, UL, FM
	A010-9401BA	Red Color, English 120 VAC, UL, FM
	A010-9402	Platinum Color, English 120 VAC, UL, FM
	A010-9402BA	Platinum Color, English 120 VAC, UL, FM
	A010-9403	Red Color, English 120 VAC, UL, CSFM, FM, NYC Fire Dept
	A010-9404	Platinum Color, English 120 VAC, UL, CSFM, FM, NYC Fire Dept
2 Bay Unit - Basic Control unit with 2x40 Operator Interface	A010-9421	Red Color, English 120 VAC, UL, FM
	A010-9421BA	Red Color, English 120 VAC, UL, FM
	A010-9422	Platinum Color, English 120 VAC, UL, FM
	A010-9428	Platinum Color, English 120 VAC, UL, ULC
	A010-9435	Red Color, English 120 VAC, UL, ULC
LED Kits	A010-9831	French Applique Kit for ES Touchscreen Display Panels
	4100-9843	Eight Yellow LED Kit
	4100-9844	Eight Green LED Kit
	4100-9845	Eight Red LED Kit
	4100-9855	Eight Blue LED Kit
	A100-0650	Battery shelf, required for 50 Ah batteries, in two bay cabinets only

4010ES RELEASE CONTROL SYSTEM, NORTH AMERICA

When combined with Suppression Release Peripherals, the 4010ES series fire alarm control unit provides actuator supervision and control for use in automatic extinguishing, and deluge or preaction releasing systems. Hazard area initiating and notification devices are controlled using either conventional or addressable circuits per standard 4010ES capabilities. The necessary releasing system logic is implemented within the 4010ES control unit as required for the local application.

**Datasheet: AC4010-0005**

PRODUCT	PART NUMBER	DESCRIPTION
4010ES Releasing Control System Modules	A2081-9046	Coil Supervision Module
	A2080-Series	Maintenance Switches
	A2080-9056	Abort Switch, Flush mount
	A2080-9057	Abort Switch, Surface mount
Releasing Appliqués (Required for 4010ES Suppression Releasing Applications)	4010-9830	Suppression Releasing Appliqué, English
Suppression Release Peripheral and Accessories	A4090-9005	Basic Suppression Release Peripheral on mounting plate
	A4090-9006	Suppression Release Peripheral mounted in NEMA 1 red box; required for ULC listing
	A2975-9227	NEMA 1 red mounting box; required for A4090-9005
	4090-9812	Red LED IDNet communications indicator option kit; mounts on door of A2975-9227 box



4010ES FIRE CONTROL UNITS



Addressable Fire Detection with IDNAC, Fire Alarm Control Unit and Accessories

The addressable, fully networkable 4010ES supports up to 1,000 points, and up to 127 VESDA Air Aspiration Systems interface points, with up to 2,000 points of annunciation. Provides up to 20 internal and external card addresses. Ideal for small to mid-sized facilities.

Datasheet: AC4010-0011

PRODUCT	PART NUMBER	DESCRIPTION
Basic 1- Bay Control Unit with 2x40 LCD Operator Interface	A010-9601	Red Color, English 120 VAC, UL, CSFM, NYC Fire Dept
	A010-9602	Platinum Color, English 120 VAC, UL, CSFM, NYC Fire Dept
	A010-9604	Platinum Color, English 120 VAC, UL, ULC
Basic 2-Bay Control Unit unit with 2x40 LCD Operator Interface	A010-9621	Red Color, English 120 VAC, UL, FM, CSFM
	A010-9622	Platinum Color, English 120 VAC, UL, FM, CSFM
	A010-9633	Red Color, English 120 VAC, UL, ULC
Single Block Option Modules	A010-9912	Serial DACT
	A010-9908	4 Point Aux Relay Module
	A010-9916	Voltage Regulator Module, 22.8 to 26.4 VDC (25 VDC nominal)
	A010-9918	Dual RS-232 Module
	A010-9930	Dual Class A IDNAC Isolator (DCAI)
	A010-9915	BACpac Ethernet Portal Module
	A010-9901	VESDA HLI
	A010-9929	IDNet 2+2 Module, 250 point capacity
	A010-9935	8 point zone/relay 4 in. x 5 in. flat module
	A010-9936	4 DPDT Auxiliary Relays with Feedback
	A100-6305	25V regulator harness for 8 point zone/relay module
	A010-9929	IDNet 2+2 Module
Dual Vertical Block (Flat) Modules	A010-9928	For 1-Bay Units Only: Dual Vertical Block Card Mounting Kit
Additional Control Unit Option	A010-9909	City Connect Module with disconnect switches
	A010-9911	Alarm Relay Module
	A100-5128	Battery Distribution Terminal Block

4010ES FIRE CONTROL UNITS (CONVENTIONAL), INTERNATIONAL



Addressable Fire Detection and Control Basic Control Unit Modules and Accessories

4010ES Series Fire Detection and Control Units provide leading-edge installation, operator, and service features for customer applications in the mid-range addressable fire alarm systems market. An onboard ethernet port provides fast external system communications to expedite installation and service activity. Dedicated compact flash memory archiving provides secure on-site system information storage of electronic job configuration files. A variety of functional modules are available to meet specific system requirements. Selections allow control units to be configured for either standalone or networked fire control operation.

Datasheet: AC4010-0006

PRODUCT	PART NUMBER	DESCRIPTION
1 Bay Unit - Basic Control Unit with 2x40 LCD Operator Interface	A010-9401	Red Color, English 120 VAC, UL, FM
	A010-9401BA	Red Color, English 120 VAC, UL, FM
	A010-9402	Platinum Color, English 120 VAC, UL, FM
	A010-9402BA	Platinum Color, English 120 VAC, UL, FM
	A010-9501	Red Color, English 220 - 240 VAC, UL, FM
	A010-9501BA	Red Color, English 220 - 240 VAC, UL, FM
	A010-9502	Platinum Color, English 220 - 240 VAC, UL, FM
	A010-9502BA	Platinum Color, English 220 - 240 VAC, UL, FM
2 Bay Unit - Basic Control Unit with 2x40 Operator Interface	A010-9421	Red Color, English 120 VAC, UL, FM
	A010-9421BA	Red Color, English 120 VAC, UL, FM
	A010-9422	Platinum Color, English 120 VAC, UL, FM
	A010-9428	Platinum Color, English 120VAC, UL, ULC
2 Bay Unit - Basic Control Unit with ES Touchscreen Operator Interface	A010-9435	Red Color, English 120 VAC, UL, ULC
2 Bay Unit - Basic Control Unit with ES Touchscreen Operator Interface	A010-9521	Red Color, English 220 - 240 VAC, UL, FM
	A010-9521BA	Red Color, English 220 - 240 VAC, UL, FM
	A010-9522	Platinum Color, English 220 - 240 VAC, UL, FM
Single Block Option Modules	A010-9912	Serial DACT
	A010-9908	4 Point Aux Relay Module
	A010-9916	Voltage Regulator Module, 22.8 to 26.4 VDC (25 VDC nominal)
	A010-9918	Dual RS-232 Module
	A010-9915	BACpac Ethernet Portal Module
	A010-9901	VESDA HLI
	A010-9935	8 point zone/relay 4 in. x 5 in. flat module
	A010-9936	4 DPDT Auxiliary Relays with Feedback
	A100-6305	25V regulator harness for 8 point zone/relay module
	A010-9929	IDNet 2+2 Module, 250 point capacity
Dual Vertical Block (Flat) Modules	A010-9928	Dual Vertical Block Card Mounting Kit, For 1-Bay Units Only

PRODUCT	PART NUMBER	DESCRIPTION
Additional Control Unit Features	A010-9909	City Connect Module w/ disconnect switches
	A010-9910	City Connect Module
	A010-9911	Alarm Relay Module
	A100-5128	Battery Distribution Terminal Block

4010ES RELEASE CONTROL SYSTEM, INTERNATIONAL

When combined with Suppression Release Peripherals, the 4010ES series fire alarm control unit provides actuator supervision and control for use in automatic extinguishing, and deluge or preaction releasing systems. Hazard area initiating and notification devices are controlled using either conventional or addressable circuits per standard 4010ES capabilities. The necessary releasing system logic is implemented within the 4010ES control unit as required for the local application.

Datasheet: AC4010-0007

PRODUCT	PART NUMBER	DESCRIPTION
Releasing Control System Modules	A2081-9046	Coil Supervision Module
	A2080-Series	Maintenance Switches
	A2080-9056	Abort Switch, Flush mount
	A2080-9057	Abort Switch, Surface mount
Releasing Appliqués (Required for 4010ES Suppression Releasing Applications)	4010-9830	Suppression Releasing Appliqué, English
Suppression Release Peripheral and Accessories	A4090-9005	Basic Suppression Release Peripheral on mounting plate
	A4090-9006	Suppression Release Peripheral mounted in NEMA 1 red box; required for ULC listing
	A2975-9227	NEMA 1 red mounting box; required for 4090-9005
	4090-9812	Red LED IDNet communications indicator option kit; mounts on door of 2975-9227 box



4010ES FIRE CONTROL UNITS INTERNATIONAL



Addressable Fire Detection and Basic Control Unit Modules and Accessories

4010ES Series Fire Detection and Control Units provide leading-edge installation, operator, and service features for customer applications in the mid-range addressable fire alarm systems market. An onboard ethernet port provides fast external system communications to expedite installation and service activity. Dedicated compact flash memory archiving provides secure on-site system information storage of electronic job configuration files.

Datasheet: AC4010-0012

PRODUCT	PART NUMBER	DESCRIPTION
1 Bay Unit - Basic Control Unit with 2x40 LCD Operator Interface	A010-9601	Red Color, English 120 VAC, UL, FM
	A010-9602	Platinum Color, English 120 VAC, UL, FM
	A010-9604	Platinum Color, English 120 VAC, UL
2 Bay Unit - Basic Control Unit with 2x40 LCD Operator Interface	A010-9621	Red Color, English 120 VAC, UL, FM
	A010-9622	Platinum Color, English 120 VAC, UL, FM
	A010-9722	Platinum Color, English 220 to 240 VAC, UL
	A010-9633	Red Color, English 120 VAC, UL, ULC
	A010-9731	Red Color, English 120 VAC, UL, ULC
Single Block Option Modules	A010-9912	Serial DACT
	A010-9908	4 Point Aux Relay Module
	A010-9916	Voltage Regulator Module, 22.8 to 26.4 VDC (25 VDC nominal)
	A010-9918	Dual RS-232 Module
	A010-9930	Dual Class A IDNAC Isolator (DCAI)
	A010-9915	BACpac Ethernet Portal Module
	A010-9901	VESDA HLI
	A010-9935	8 point zone/relay 4 in. x 5 in. flat module
	A100-6305	25V regulator harness for 8 point zone/relay module
Single Block Option Modules	A010-9929	IDNet 2+2 Module, 250 point capacity
Dual Vertical Block (Flat) Modules	A010-9928	For 1-Bay Units Only: Dual Vertical Block Card Mounting Kit
Miscellaneous Accessories	4100-9843	8 Yellow LED Kit
	4100-9844	8 Green LED Kit
	4100-9845	8 Red LED Kit
	4100-9855	8 Blue LED Kit
	A100-0650	Battery Shelf, required for 50 Ah batteries (2 Bay cabinets only)
	A010-9831	French Applique Kit for ES Touchscreen Display Panels (order separately as required for Canadian French panels)
Additional Control Unit Option	A010-9909	City Connect Module with disconnect switches
	A010-9911	Alarm Relay Module
	A100-5128	Battery Distribution Terminal Block

4007ES CONTROL UNITS



4007ES Hybrid Panel Front View

4007ES Hybrid, Fire Detection and Control Unit with Addressable and/or Conventional Initiation


4007ES Series Fire Detection and Control Units provide extensive installation, operator, and service features with point and module capacities suitable for a wide range of system applications. The Control Units can be configured for standalone or networked fire control operation. The convenient and intuitive color touchscreen provides easy access for typical system response actions and for detailed system review or configuration updates with password control to limit user access. Flexible for new and retrofit applications. Standard conventional IDCs and addressable IDNet+ communications provide flexibility for both new and retrofit systems. IDC and NAC end-of-line resistor values are selectable to match a wide range of existing initiating device circuits and notification appliance circuits.

Datasheet: AC4007-0001

PRODUCT	PART NUMBER	DESCRIPTION
4007ES Hybrid	A007-9101	Red Color
	A007-9101BA	Red Color
	A007-9102	Platinum Color
	A007-9102BA	Platinum Color
Factory Programming Options	A007-8810	Factory Programming
	A007-0831	Custom Labels and Programming
Field Installed Optional Modules	A007-9801	Eight Point Zone/Relay Module
	4007-9802	25 VDC Regulator Module
	A007-9803	IDNet+ Loop Expansion Module; provides an additional isolated loop with short circuit isolation to the existing IDNet+ channel, also provides an additional addressable points to the IDNet+ channel capacity, maximum of two
	A007-9805	Panel Mounted 48 LED Status Annunciator Module
	A007-9806	SDACT Module for Point or Event Reporting
	A007-9807	City Circuit Module with Disconnect Switch
	A007-9808	City Circuit Module without Disconnect Switch
	A007-9809	Relay Module; relays for Alarm, Supervisory, and Trouble
	A007-9812	Dual RS-232 Interface Module
	A007-9817	Flat card
	A007-6308	ES Net NIC Dual Channel Single-mode Fiber Media Card
	A007-6309	ES Net NIC Dual Channel Multi-mode Fiber Media Card
Batteries	A007-6307	ES Net NIC Dual Channel DSL Media Card
	2081-9272	6.2 Ah
	2081-9274	10 Ah
	2081-9288	12.7 Ah
	2081-9275	18 Ah
	2081-9287	25 Ah
	2081-9276	33 Ah
Battery Accessories	A009-9801	Beige, For up to 33 Ah batteries

PRODUCT	PART NUMBER	DESCRIPTION
Accessories	2080-9047	DACT cable, 14 ft (4.3 m) long, RJ45 plug one end, spade lugs on the other
	A2975-9812	Red semi-flush box trim
	A2975-9813	Platinum semi-flush box trim
	A4081-9002	3.3 kΩ, 1 W end-of-line resistor for Class B non-addressable initiating zones
	A4081-9018	10 kΩ, 1 W end-of-line resistor harness for non-addressable NACs

4007ES FIRE CONTROL UNITS



For smaller facilities seeking advanced capabilities, the addressable, fully networkable 4007ES delivers with a compact, cost-effective package. It features multi-hazard suppression release and an intuitive color touchscreen display. Since it is UL cross-listed with most conventional panels, it can replace a conventional unit with minimal cost and disruption.

Datasheet: AC4007-0002

4007ES Panel Front View

PRODUCT	PART NUMBER	DESCRIPTION
4007ES Control Unit	A007-9201	Red Color
	A007-9202	Platinum Color
Factory Programming Options	A007-8810	Factory Programming
Field Installed Optional Modules	A007-9801	Eight Point Zone/Relay Module
	A007-9802	25 VDC Regulator Module
	A007-9803	IDNet+ Loop Expansion Module; provides an additional isolated loop with short circuit isolation to the existing IDNet+ channel, also provides an additional addressable points to the IDNet+ channel capacity, maximum of two
	A007-9804	Dual Class A IDNAC Isolator (DCAI)
	A007-9805	Panel Mounted 48 LED Status Annunciator Module
	A007-9806	SDACT Module for Point or Event Reporting
	A007-9807	City Circuit Module with Disconnect Switch
	A007-9808	City Circuit Module without Disconnect Switch
	A007-9809	Relay Module; relays for Alarm, Supervisory, and Trouble
	A007-9812	Dual RS-232 Interface Module
Field Installed Optional Network Modules	A007-9817	Flat card
	A007-6308	ES Net NIC Dual Channel Single-mode Fiber Media Card
	A007-6309	ES Net NIC Dual Channel Multi-mode Fiber Media Card
	A007-6307	ES Net NIC Dual Channel DSL Media Card
Batteries	2081-9272	6.2 Ah
	2081-9274	10 Ah
	2081-9275	18 Ah
	2081-9276	33 Ah
Battery Accessories	A009-9801	Beige, For up to 25 Ah batteries
Accessories	2080-9047	DACT cable, 14 ft (4.3 m) long, RJ45 plug one end, spade lugs on the other
	A2975-9812	Red semi-flush box trim
	A2975-9813	Platinum semi-flush box trim
	A4081-9018	10 kΩ, 1 W end-of-line resistor harness for non-addressable NACs



4007ES RELEASE CONTROL SYSTEM

When combined with Suppression Release Peripherals, the 4007ES series fire alarm control unit provides actuator supervision and control for use in automatic extinguishing, and deluge or preaction releasing systems. Hazard area initiating and notification devices are controlled using either conventional or addressable circuits per standard 4007ES capabilities. The necessary releasing system logic is implemented within the 4007ES control unit as required for the local application.

Datasheet: AC4007-0003

PRODUCT	PART NUMBER	DESCRIPTION
4007ES Releasing Control System Modules	A2081-9046	Coil Supervision Module
	A2080-Series	Maintenance Switches
	A2080-9056	Abort Switch, Flush mount
	A2080-9057	Abort Switch, Surface mount
Suppression Releasing Appliqués	4010-9830	Suppression Releasing Appliqué, English
	4010-9830CAF	Suppression Releasing Appliqué, French
Suppression Release Peripheral and Accessories	A4090-9005	Basic Suppression Release Peripheral on mounting plate
	A4090-9006	Suppression Release Peripheral mounted in NEMA 1 red box; required for ULC listing
	A2975-9227	NEMA 1 red mounting box; required for 4090-9005
	4090-9812	Red LED IDNet communications indicator option kit; mounts on door of 2975-9227 box

4100ES REMOTE ANNUNCIATOR PANELS



Remote Annunciator Panels are dedicated purpose transponders that support fire alarm system status information. Typical use is when the host fire alarm control unit is located away from the area where those responding to a fire situation need status information.

Datasheet: AC4100-1038

Remote Annunciator Panel

PRODUCT	PART NUMBER	DESCRIPTION
Panel Type	A100-9610	Remote Annunciator Panel
	A100-9611	Basic Remote Annunciator Panel
Remote Command Center Option	A100-1292	Panel Mounted LCD Annunciator
Emergency Voice/Alarm Communications Operator Interface Options	A100-1244	Remote Microphone (mike) Module
	A100-1252	Operator Interface Module - 1 Channel (audio or mike)
	A100-1253	Operator Interface Module - 1.5 Channel (audio + mike)
	A100-1254	Operator Interface Module - 2 Channel (full audio)
	A100-1255	Operator Interface Module - 3-8 Channel
Firefighter Telephone System Products	A100-1271	Remote Master Telephone
	A100-1272	Phone Module with 3 Class B phone NACs
	A100-1273	Phone Class A Adapter Module
LED and LED/Switch Modules, General Purpose	A100-1280	Red - 8 Switches, One LED per Switch
	A100-1281	Yellow - 8 Switches, One LED per Switch
	A100-1282	Red on top, Yellow on bottom - 16 LEDs, 8 Switches, Two LEDs per Switch
	A100-1283	Yellow, top and bottom - 16 LEDs, 8 Switches, Two LEDs per Switch
	A100-1284	Red on top, Green on bottom - 16 LED, 8 Switch, Two LEDs per switch
	A100-1296	Green on top, Yellow on bottom - 16 LEDs, 8 Switches, Two LEDs per Switch
	A100-1285	Red- 16 LEDs, 16 Switches, One LED per Switch
	A100-1278	8 Red on left, 8 Yellow on right- 16 LEDs, 16 Switches, One LED per Switch
LED and LED/Switch Modules, General Purpose	A100-1276	Red, pluggable, LEDs only
	A100-1277	Pluggable LEDs, shipped Red on top, Yellow on bottom, LEDs only
	A100-1300	Pluggable LEDs, shipped Red on top, Yellow on bottom, 16 LEDs, 16 Switches, One LED per Switch
	A100-1287	Red, One LED per Switch, 24 LEDs, 24 Switches
LED/Switch Modules, Special Purpose	A100-1286	Eight function HOA (On, Off, Auto) Control Module with labeled switches
LED/Switch Controller Modules and Accessories	A100-1288	64 LED/64 Switch Controller Module with mounting plate
	A100-1289	64 LED/64 Switch Controller Module without mounting plate
	A100-1294	LED/Switch Module Slide-in Labels
	A100-1290	24 Point I/O Module for external connections
Communication Modules	A100-6038	Dual RS-232 Interface, mounts in Slot 3 or Slot 2

PRODUCT	PART NUMBER	DESCRIPTION
Communication Modules	A100-9816	Master Clock Interface Module with one standard RS-232 port
Panel-Mounted Printer	A100-1293	Panel Mount Thermal Printhead Printer
	A190-9803	Replacement Paper for 4100-1293 Printer, one roll
Power Supplies and Accessories	A100-5401	ES Power Supply, 120-240 V, 50/60 Hz
	A100-5402	ES Power Supply, 120-240 V, 50/60 Hz (without battery charger)
	A100-5152	12 VDC Power Option, 2 A maximum
	A100-0156	8 VDC Converter
	A100-5130	Voltage Regulator Module
	A100-5131	ES-PS Fan Module
	A100-0636	Box Interconnection Harness Kit
	A100-0638	4100 Slot Module Additional 24 VDC Harness
	A100-5403	Harness for ES-PS Backup Power Supply
	A100-0644	120 VAC PDM Harness
	A100-0645	220 VAC PDM Harness
	A100-0646	230 VAC PDM Harness
	A100-0647	240 VAC PDM Harness
Power Distribution Modules	A100-0634	Power Distribution Module (PDM); 120 VAC
	A100-0635	Power Distribution Module (PDM); 220/230/240 VAC
Miscellaneous Accessories	A100-2300	Expansion Bay Hardware
	A100-1279	Single blank 2 in. display cover
	A100-9835	Termination and Address Label Kit (for module marking)
	A100-0632	Terminal Block Utility Module
	A100-0633	Door Tamper Switch (connects to Transponder Interface Module)
	4100-9843	Kits of 8 LEDs - Yellow
	4100-9844	Kits of 8 LEDs - Greeen
	4100-9845	Kits of 8 LEDs - Red
	A100-9855	Kits of 8 LED - Blue



# FAST, ACCURATE HAZARD DETECTION FOR EVERY SPACE AND FACILITY

The broad family of Autocall sensors and initiating devices are engineered to quickly and accurately identify hazards, from fire to carbon monoxide.

Autocall detection products are designed so you can select the right technology for each space within a facility. With Autocall, you can get fast isolation of problems and more targeted, accurate responses. Autocall sensors are UL268 7th edition listed to meet the latest standards and help you to stay fully compliant.

## THE FAR-REACHING BENEFITS OF ADDRESSABILITY

The Autocall product line includes both conventional and addressable detection solutions to suit almost any facility and environment. In most cases, addressable products are the preferred solution, delivering extra value and configurability.

Addressability in a detection product means that each device is an independent, intelligent supervised and programmable. This enables fire detection systems to immediately identify the location of an alarm or trouble and help you launch a prompt and effective response.

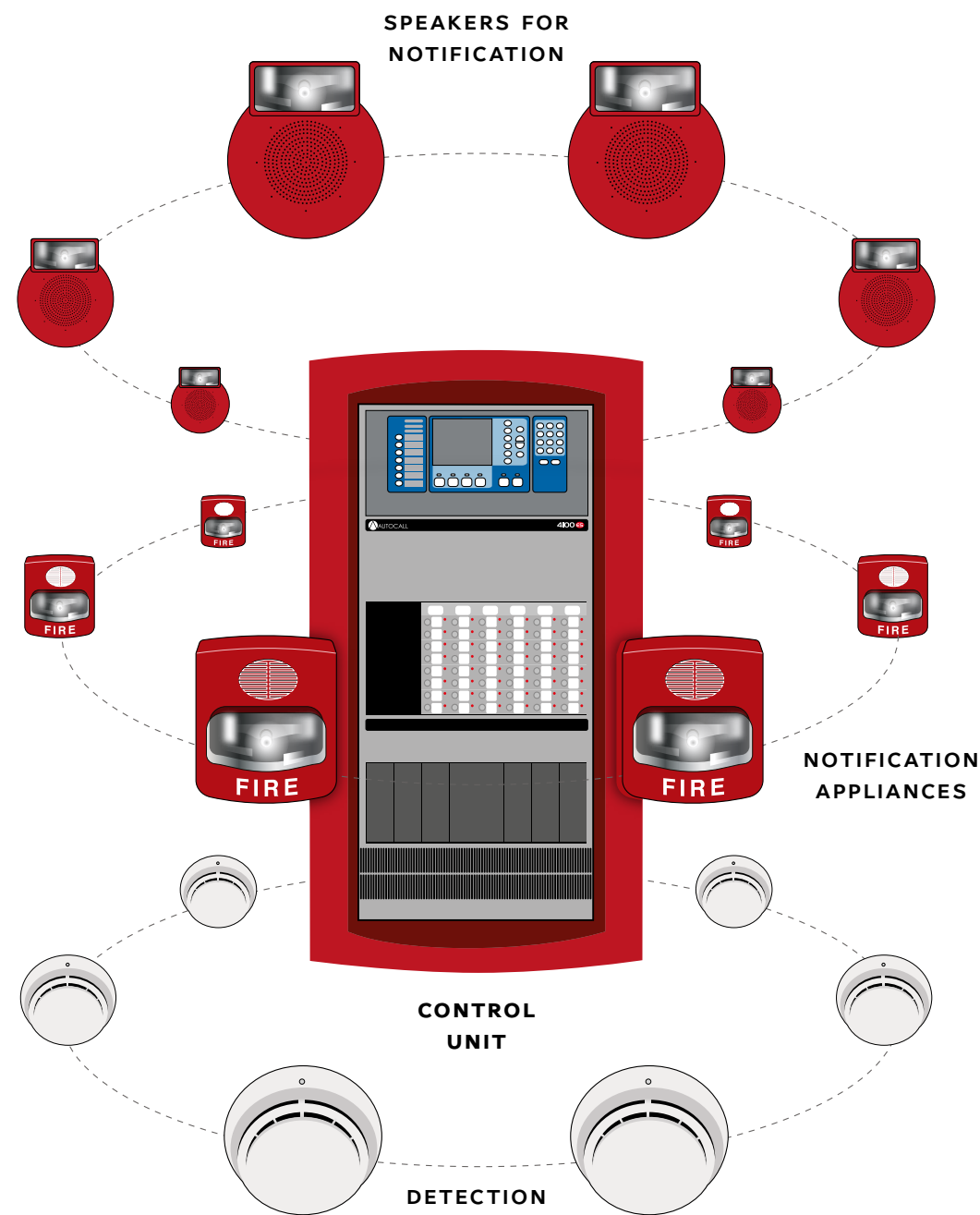
Unlike conventional devices, Autocall addressable detection products are supervised to help ensure reliability and make problem isolation and remediation easier. These capabilities reduce the time and effort required to manage and maintain the system.

# INITIATING DEVICES

THE SHORTEST DISTANCE FROM  
DANGER TO THE RIGHT RESPONSE

# DETECTION THAT SPANS ALL ENVIRONMENTS

Autocall detection products are part of a complete family of solutions, including control panels, notification appliances and speakers, that excel at sensing fires, alerting building occupants and guiding evacuation.



# ADVANCED FEATURES THAT OFFER MORE

In addition to addressability, many Autocall detection products include helpful features that improve both performance and manageability. These include:

### PEAK VALUE LOGGING

This feature provides a historical accounting of sensor data that you can review and use to set your system for maximum protection without triggering nuisance alarms. The data is logged and stored within the fire detection control unit.

### PROGRAMMABLE SENSOR OPERATIONS

Individual sensors can be programmed to update their operation mode and turn specific functions on and off and change sensitivity at certain times of the day.

### PHOTO SENSORS

These include drift **compensation** to help account for contamination and help reduce nuisance alarms; **automatic sensor cleaning indication**, providing multiple levels of advance warning that cleaning or replacement is needed; and **multiple UL-approved sensitivity levels**, for optimum protection.

Additionally, the address for each Autocall sensor is located in the base of the unit. That means that you can easily interchange heads without reprogramming, enabling you to remove them for service and reinstall them anywhere. This also eliminates the risk of putting the wrong sensor in the wrong base after maintenance and causing fire and trouble locations to be misreported.





# TRUE ADDRESSABILITY

Quick detection, identification and remediation.

## TRUEALARM ADDRESSABLE ANALOG SMOKE AND HEAT SENSING DEVICES



A4098-9714 TrueAlarm Photoelectric Sensor Mounted in Base

### TrueAlarm Analog Sensors and Bases

TrueAlarm analog sensors provide an analog measurement digitally communicated to the host control unit using addressable communications. At the control unit, the data is analyzed and an average value is determined and stored. An alarm or other abnormal condition is determined by comparing the sensor's present value against its average value and time.

Datasheet: AC4098-0019

PRODUCT	PART NUMBER	DESCRIPTION
TrueAlarm Sensor Bases (for use with Sensors A4098-9714 and A4098-9733)	A4098-9792	Standard Sensor Base, White
	A4098-9776	Standard Sensor Base, Black
	A4098-9789	Sensor Base with connections for Remote LED Alarm Indicator or Unsupervised Relay, White
	A4098-9775	Sensor Base with connections for Remote LED Alarm Indicator or Unsupervised Relay, Black
	A4098-9791	4-Wire Sensor Supervised Relay Base with connections for LED Indicator or Unsupervised Relay, White (NOT compatible with the 2120 CDT)
	A4098-9780	2-Wire Sensor Supervised Relay Base with connections for LED Indicator or Unsupervised Relay, White (NOT compatible with the 2120 CDT)
TrueAlarm Sensors	A4098-9714	Photoelectric Smoke Sensor Heat Sensor, White, NEMA 1 rated
	A4098-9774	Photoelectric Smoke Sensor Heat Sensor, Black, NEMA 1 rated
	A4098-9733	Heat Sensor, White, NEMA 1 rated
	A4098-9778	Heat Sensor, Black, NEMA 1 rated
	A4098-9734	High Temperature Heat Sensor, White, NEMA 1 rated
TrueAlarm Sensor/Base Accessories	A2098-9737	Supervised Relay (For use with A4098-9791 base)
	A4098-9860	Supervised Relay (For use with A4098-9780 base)
	A2098-9808	Remote Red LED Alarm Indicator on single gang stainless steel plate, NEMA 1 rated
	A4098-9822	Unsupervised Relay, tracks base led status
	4098-9832	Adapter Plate

TRUEALARM ADDRESSABLE ANALOG SMOKE AND HEAT SENSING DEVICES



TrueAlarm Multi-Sensor and Bases

TrueAlarm multi-sensor combines the established performances of a TrueAlarm photoelectric smoke sensor with a fast-acting and accurate TrueAlarm thermal sensor to provide both features in a single sensor/base assembly.

Datasheet: AC4098-0024

TrueAlarm Multi-Sensor A4098-9754 mounted in standard sensor base

PRODUCT	PART NUMBER	DESCRIPTION
TrueAlarm Multi-Sensor	A4098-9754	Multi-sensor, photoelectric sensor with integral thermal sensor, White
	A4098-9764	Multi-sensor, photoelectric sensor with integrated thermal sensor, White
	A4098-9764BK	Multi-sensor, photoelectric sensor with integrated thermal sensor, Black
	A4098-9779	Multi-sensor, photoelectric sensor with integral thermal sensor, Black
TrueAlarm Multi-Sensor Bases	A4098-9792	Standard Sensor Base, White
	A4098-9776	Standard Sensor Base, Black
	A4098-9789	Sensor Base with connections for remote LED alarm indicator or unsupervised relay, White
	A4098-9775	Sensor Base with connections for remote LED alarm indicator or unsupervised relay, Black
	A4098-9791	4-Wire Sensor Relay Base, White
	A4098-9780	2-Wire Sensor Relay Base, White
	A4098-9793	Isolator Base with built-in IDNet communications isolator, White
	A4098-9794	Sounder Base with connections for remote LED alarm indicator or unsupervised relay, White
Accessories	A4098-9832	Adapter Plate, 6-3/8" (162 mm) diameter, 1/4" (6.4 mm) deep, matches bases
	A2098-9808	Red LED Alarm Indicator on single gang stainless steel plate
	A4098-9822	Relay with operation that tracks base led status
	A2098-9737	Supervised Relay for use with A4098-9791 only
	A4098-9860	Supervised Relay for use with A4098-9780 only

TRUEALARM ADDRESSABLE ANALOG SMOKE AND HEAT SENSING DEVICES



Dual Address Bases for Multi-Sensor

This TrueAlarm multi-sensor combines the established performances of a TrueAlarm photoelectric smoke sensor with a fast-acting and accurate TrueAlarm thermal sensor to provide both features in a single sensor/base assembly.

Datasheet: AC4098-0033

Multi-Sensor Sounder Base A4098-9795

PRODUCT	PART NUMBER	DESCRIPTION
TrueAlarm Multi-Sensor	A4098-9754	Multi-sensor, photoelectric sensor with integral thermal sensor, for use with bases A4098-9795 and A4098-9796, White
	A4098-9779	Multi-sensor, photoelectric sensor with integral thermal sensor, for use with bases A4098-9795 and A4098-9796, Black
TrueAlarm Multi-Sensor Bases	A4098-9795	Sounder Base, Dual address base for multi-sensor A4098-9754
	A4098-9796	Standard Base, Dual address base for multi-sensor A4098-9754
Accessories	A4098-9832	Adapter Plate, 6-3/8" (162 mm) diameter, 1/4" (6.4 mm) deep, matches bases, required for some mounting combinations
	A2098-9808	Red LED Alarm Indicator on single gang stainless steel plate, mounts on single gang box, 1-1/2" minimum depth
	A4098-9822	Relay with operation that tracks base LED status, mounts in base electrical box, 4" square or octagonal box with 1-1/2" (38 mm) extension ring



TRUEALARM ADDRESSABLE ANALOG SMOKE AND HEAT SENSING DEVICES



TrueAlarm Sounder Base

Sounder bases combine an audible notification appliance and a TrueAlarm analog sensor to provide digital communication of analog sensing, intelligent data evaluation, control unit selection, timed/multi-stage selection and sensor alarm and trouble LED indication.

Datasheet: AC4098-0028

TrueAlarm Photoelectric Sensor mounted in Sounder Base A4098-9794

PRODUCT	PART NUMBER	DESCRIPTION
Sounder Base	A4098-9794	Sounder Base with connections for Remote LED Alarm Indicator or Unsupervised Relay
Sensors	A4098-9714	Photoelectric Smoke Sensor
	A4098-9733	Heat Sensor
Sounder Base Accessories	A4098-9832	Adapter Plate
	A2098-9808	Remote red LED Alarm Indicator on single gang stainless steel plate
	A4098-9822	Relay, tracks base LED status

TRUEALARM ADDRESSABLE ANALOG SMOKE AND HEAT SENSING DEVICES

IDNet Isolator Base

The IDNet Communications Isolator Base provides TrueAlarm analog sensor operation and also provides IDNet communications isolation to improve installation convenience and increase system integrity.

Datasheet: AC4098-0025

PRODUCT	PART NUMBER	DESCRIPTION
IDNet Isolator Base	A4098-9793	Isolator base for TrueAlarm analog sensors

TRUEALARM ADDRESSABLE ANALOG SMOKE AND HEAT SENSING DEVICES



TrueAlarm CO Sensor Bases

TrueAlarm addressable CO sensor bases contain a carbon monoxide (CO) sensing module to provide both CO toxic gas monitoring and enhanced fire detection.

Datasheet: AC4098-0052

TrueAlarm CO Sensor Base

PRODUCT	PART NUMBER	DESCRIPTION
TrueAlarm CO Sensor Base	A4098-9770	CO Base, Standard operation
	A4098-9771	CO Base with Sounder
TrueAlarm Sensors	A4098-9714	Photoelectric Smoke Sensor
	A4098-9754	Multi-Sensor, Photoelectric sensor with integral thermal sensor
	A4098-9764	Multi-Sensor, Photoelectric sensor with integral thermal sensor
	A4098-9733	Heat Sensor
CO Base Replacement CO Cartridge and Accessories	A4098-9747	CO Replacement Cartridge (CORC)
	Solo 332	Aerosol Dispenser, suitable for larger diameter detectors
	Solo C3	CO Aerosol Canister
	4098-9832	Adapter Plate
	A2098-9808	Remote red LED Alarm Indicator on single gang stainless steel plate
	A4098-9822	Relay, tracks base LED status

TRUEALARM ADDRESSABLE ANALOG SMOKE AND HEAT SENSING DEVICES



TrueAlarm CO Sensor Base with 520 Hz Sounder

TrueAlarm addressable CO sensor base with 520 Hz sounder provides CO toxic gas monitoring and enhanced fire detection.

Datasheet: AC4098-0053

TrueAlarm CO Sensor Base with 520 Hz sounder  
A4098-9714 photoelectric smoke sensor installed

PRODUCT	PART NUMBER	DESCRIPTION
TrueAlarm CO Sensor Base	A4098-9773	CO Sensor base with 520 Hz Sounder
TrueAlarm Sensors	A4098-9714	Photoelectric Smoke Sensor
	A4098-9754	Multi-Sensor, Photoelectric sensor with integral thermal sensor
	A4098-9764	Multi-Sensor, Photoelectric sensor with integral thermal sensor
	A4098-9733	Heat Sensor
CO Base Replacement CO Cartridge and Accessories	A4098-9747	CO Replacement Cartridge (CORC)
	Solo 332	Aerosol Dispenser, suitable for larger diameter detectors
	Solo C3	CO Aerosol Canister
	4098-9863	Adapter Plate required for surface flush 4" square electrical boxes
	A2098-9808	Remote red LED Alarm Indicator on single gang stainless steel plate



TRUEALARM ADDRESSABLE ANALOG SMOKE AND HEAT SENSING DEVICES



TrueAlarm Sensor Base with 520 Hz Sounder

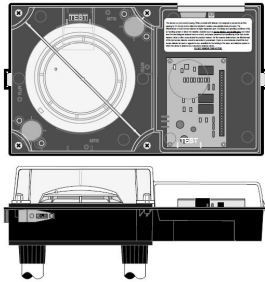
TrueAlarm sensor bases with 520 Hz tone are multi-point devices, use a single IDNet address, and receive communications and sensor power from the IDNet channel.

Datasheet: AC4098-0054

TrueAlarm Sensor Base with 520 Hz sounder  
A4098-9772 with Heat Sensor installed

PRODUCT	PART NUMBER	DESCRIPTION
TrueAlarm Sensor Base	A4098-9772	Sensor base with 520 Hz Sounder
TrueAlarm Sensors	A4098-9714	Photoelectric Smoke Sensor
	A4098-9754	Multi-Sensor, Photoelectric sensor with integral thermal sensor
	A4098-9764	Multi-Sensor, Photoelectric sensor with integral thermal sensor
	A4098-9733	Heat Sensor
Accessories	4098-9863	Adapter Plate required for surface flush 4" square electrical boxes
	A2098-9808	Remote red LED Alarm Indicator on single gang stainless steel plate

TRUEALARM ADDRESSABLE ANALOG SMOKE AND HEAT SENSING DEVICES



Duct Sensor Housings

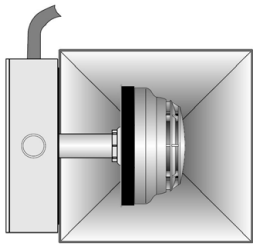
The compact air duct smoke sensor housings provide TrueAlarm operation for the detection of smoke in air conditioning or ventilating ducts. Sampling tubes are installed into the duct allowing air to be directed to the smoke sensor mounted in the housing.

Datasheet: AC4098-0030

Duct Sensor Housing, Front and Bottom View

PRODUCT	PART NUMBER	DESCRIPTION
Duct Smoke Sensor Housing with Photoelectric Sensor	A4098-9755	Basic Duct Sensor Housing
	A4098-9756	Duct Sensor Housing with supervised multiple relay output, requires separate 24 VDC fire alarm power and A4081-9008 end-of-line resistor harness
Remote LED Indicator and Test Station	A2098-9808	Red LED status indicator on single-gang stainless steel plate
	A2098-9806	Test Station with keyswitch and red LED status indicator, on single-gang stainless steel plate
Epoxy Encapsulated Remote Relay and End-of-Line Resistor	A4098-9843	Relay
	A4081-9008	End-of-Line Resistor Harness

TRUEALARM ADDRESSABLE ANALOG SMOKE AND HEAT SENSING DEVICES



In-Duct Sensor Housing

HVAC air ducts in buildings supply fresh air and exhaust stale air. Depending on the overall fire detection requirements, smoke detection may be required in the air ducts. For applications where sampling tube type duct detection is not appropriate because of low air velocity or small duct size, Autocall model A4098-9750 and A4098-9751 housings can be used to install the Autocall model A4098-9714 TrueAlarm analog sensor directly in the duct.

Datasheet: AC4098-0021

In-Duct Housing with A4098-9714 Sensor

PRODUCT	PART NUMBER	DESCRIPTION
In-Duct Sensor Housing	A4098-9750	In-Duct Sensor Housing with beige mounting box, (requires A4098-9714 sensor) without relay
	A4098-9751	In-Duct Sensor Housing with beige mounting box, (requires A4098-9714 sensor) with relay
	A4098-9714	Photoelectric Sensor Head
In-Duct Sensor Options	A4098-9819	Adapter for 6" (152 mm) round duct, beige
	A4098-9824	Adapter for 8" (203 mm) round duct, beige
	A4098-9852	Adapter for 10" (254 mm) round duct, beige
	A4098-9853	Adapter for 12" (305 mm) round duct, beige
	A2098-9806	Remote Test Station mounted on single gang stainless steel plate
	A2098-9808	Remote LED Alarm Indicator mounted on single gang stainless steel plate

TRUEALARM ADDRESSABLE ANALOG SMOKE AND HEAT SENSING DEVICES



Air Aspiration Addressable Duct Smoke Detection

For smoke detection in HVAC ducts or other area locations that are inconvenient and/or difficult to access, these smoke sensing systems mount the sensor remotely and sample the air using traditional air aspiration techniques.

Datasheet: AC4098-0048

A4098-XAD-110 Single Inlet Duct Sensor Housing

PRODUCT	PART NUMBER	DESCRIPTION
Single Inlet Duct Detection Application	A4098-XAD-110	Single inlet sensor housing with single duct probe kit - LF42241
	LF-42250	25 ft (7.5 m) Flexible single core tubing
	LF-42249	50 ft (15m) Flexible single core tubing
	LF-42282	Single inlet water trap kit
Dual Inlet Duct Detection Application	A4098-XAD-210	Dual inlet sensor housing with dual duct probe kit
	LF-42250	25 ft (7.5 m) Flexible single core tubing
	LF-42249	50 ft (15m) Flexible single core tubing
	LF-42283	Dual inlet water trap kit
Accessories	02-FL53	Replacement air filter package of ten (10) model 80-0020-0 filters
	LF-42241	Single inlet duct probe kit
	LF-42243	Dual inlet duct probe kit
Remote LED Indicator and Test Station	A2098-9808	Red LED status indicator on single-gang stainless steel plate
	A2098-9806	Test station with keyswitch and red LED status indicator, on single-gang stainless steel plate
Epoxy Encapsulated Remote Relay and End-of-Line Resistor	4098-9843	Relay
	A4081-9008	End-of-Line Resistor Harness



TRUEALARM ADDRESSABLE ANALOG SMOKE AND HEAT SENSING DEVICES



Addressable beam detector head and beam control station

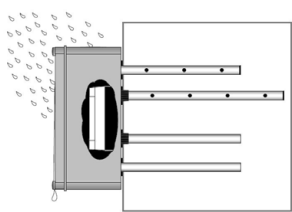
Auto-Aligning Reflective Beam Smoke Detectors

Addressable beam smoke detection provides the proven FireRay 5000 system features of auto-aligning infrared beam smoke detection combined with IDNet addressable communications.

Datasheet: AC4098-0049

PRODUCT	PART NUMBER	DESCRIPTION
Addressable Beam Detector	A4098-9019	IDNet Communications Addressable Reflective Auto Align Beam Smoke Detector System
	A4098-9020	IDNet Communications Addressable Reflective Auto Align Beam Smoke Detector Controller only, for upgrade or replacement
Beam Detector Heads, Prisms and Accessories	5000-031	Additional Detector Head and Prism
	1210-000	Detector Surface Mount Uni-Box, with conduit knockouts on all sides
	1220-000	Cover Plate, pre-drilled to mount the reflective detector head to a double gang electric box
	1030-000	Surface Mount Wall Bracket for prisms
	1170-000	Adjustment Bracket for Motorized Reflective Detector Heads, with 360 degree rotation and 140 degree adjustment. White in color
	5000-009	Controller Back Box. Surface or flush mount
	5000-010	Controller Back Box Semi-Flush Mount Trim Plate for the 5000-009 Box
	1031-000	Surface Mount Wall Bracket for prisms. Black in color
	1040-000	Single Prism Alignment Adaptor Plate. White in color
	1050-000	Four Prism Alignment Adaptor Plate. White in color
	23901.01	Replacement Prism Reflector
	1010-000	Long Range Prism Kit, includes three additional prisms for installations between 164 ft and 328 ft (50m and 100m)
	5000-014	Ceiling Pendant Mounting Bracket
	1000-018	Protective Wire Cage for 5000 Series detector heads
	1000-019	Protective Wire Cage for 5000 Series controllers
	1140-000	Ceiling Pendant Mount for the reflective detector head, supplied with a 12" long nipple. White in color
	1141-000	Ceiling Pendant Mount for the end to end transmitter and receiver units, supplied with a 12" long nipple. White in color
	1142-000	Ceiling Pendant Mount for the reflective detector head, supplied with a 12" long nipple.White in color
	1143-000	Ceiling Pendant Mount for a single prism, includes ceiling pendant and a single prism mounting plate. White in color
	1144-000	Ceiling Pendant Mount for long throw prism kit, includes ceiling pendant and a four prism mounting plate. White in color

TRUEALARM ADDRESSABLE PERIPHERAL ACCESSORIES



Weatherproof Duct Housing Enclosure

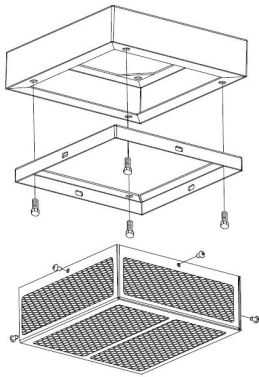
The Weatherproof Duct Housing Enclosure provides for the circulation of conditioned air around the internally mounted addressable duct sensor housing to maintain the sensor housing at its rated temperature range and provide protection from ambient environmental extremes.

Datasheet: AC4098-0032

A4098-9845 Weatherproof Duct Housing Enclosure

PRODUCT	PART NUMBER	DESCRIPTION
Duct Housing Enclosure	A4098-9845	Weatherproof Duct Housing Enclosure

TRUEALARM ADDRESSABLE PERIPHERAL ACCESSORIES



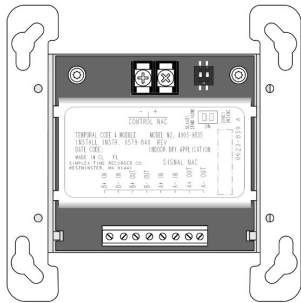
Sensor Guard

The Sensor Guard combines the sensitivity and maintained accuracy of TrueAlarm sensors with a rugged tamper-resistant enclosure. Typical applications are: correctional/detention facilities, mental hospitals, industrial areas, educational facilities, dormitories, and many other locations where the smoke sensor may be intentionally or accidentally subjected to abuse.

Datasheet: AC4098-0035

PRODUCT	PART NUMBER	DESCRIPTION
Sensor Guard	A4098-9846	Sensor Guard for TrueAlarm Sensors

TRUEALARM ADDRESSABLE PERIPHERAL ACCESSORIES



A4905-9835 Temporal Code 4 Module

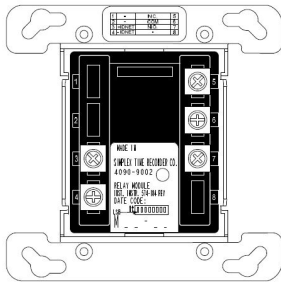
Temporal Code 4 Module

CO gas alarm warnings are different to fire alarm warnings. In the event of a CO gas alarm, a Temporal Code 4 audible pattern signals the type of condition to the responders and helps them determine the proper action.

Datasheet: AC4905-0006

PRODUCT	PART NUMBER	DESCRIPTION
Module	A4905-9835	Temporal Code 4 Module

IDNET/MAPNET II ADDRESSABLE INPUT/OUTPUT DEVICES



A4090-9002 IDNet Relay IAM

Relay Individual Addressable Module (IAM)

IDNet Relay IAMs allow fire alarm control units to control a remotely located Form “C” contact using IDNet addressable communications for both data and module power.

Datasheet: AC4090-0002

PRODUCT	PART NUMBER	DESCRIPTION
Relay IAM	A4090-9002	Relay IAM
Adapter and Trim Plates	A4090-9813	Adapter plate to fit 4 11/16" (119 mm) square electrical box
	A4090-9801	Optional Trim Plate, For semi-flush mounted box
	A4090-9802	Optional Trim Plate, For surface mounted box

IDNET/MAPNET II ADDRESSABLE INPUT/OUTPUT DEVICES



A4090-9121 Security Monitor IAM

Security Monitor Individual Addressable Module (IAM)

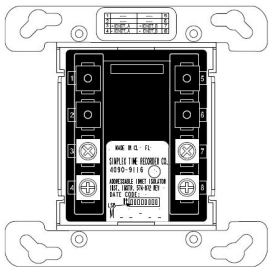
The Security Monitor IAM has both power and communications supplied by a two-wire 4100ES or 4010ES IDNet circuit. It provides location-specific addressability for up to five initiating devices by monitoring the circuit wiring connections to either normally closed or normally open dry contacts (one type per IAM).

Datasheet: AC4090-0004

PRODUCT	PART NUMBER	DESCRIPTION
Security Monitor IAM	A4090-9121	Security Monitor IAM
Accessories	A4090-9806	Optional Trim Plate, semi-flush mount
	A4090-9807	Optional Trim Plate, surface mount
	A4090-9810	Mounting bracket, mounts IAM to box, provides screw holes for trim plate, required for optional trim plates
	A4081-9010 (733-973)	1 kΩ Resistor Harness, use for series connection to N.O. switches
	A4081-9014 (733-092)	2.4 kΩ Resistor Harness, use for series and end-of-line resistor when connected to N.C. switches (2 required)



IDNET/MAPNET II ADDRESSABLE INPUT/OUTPUT DEVICES



A4090-9116 Addressable IDNet Isolator

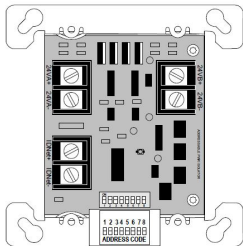
Addressable IDNet Communications Isolator

Addressable IDNet Communications Isolators provide IDNet communications isolation to improve installation convenience and increase system integrity. Isolation is automatically activated when an output short circuit is detected and isolation can also be selected manually from the control unit to assist with troubleshooting wiring problems.

Datasheet: AC4090-0005

PRODUCT	PART NUMBER	DESCRIPTION
IDNet Communications Isolator	A4090-9116	Addressable IDNet Communications Isolator
Adapter and Trim Plates	A4090-9813	Adapter plate to fit 4 11/16" (119 mm) square electrical box
	A4090-9801	Optional Trim Plate, For semi-flush mounted box
	A4090-9802	Optional Trim Plate, For surface mounted box

IDNET/MAPNET II ADDRESSABLE INPUT/OUTPUT DEVICES



A4090-9117 Addressable Power Isolator with IDNet Communications Control

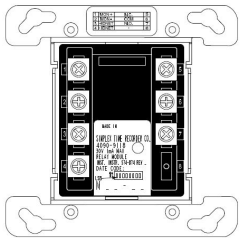
Addressable Power Isolator

Under normal conditions, the Addressable Power Isolator provides continuity between ports. In the event of a short circuit, or if requested from the control unit, the isolator opens a two-pole electronic switch, isolating both power circuit conductors.

Datasheet: AC4090-0006

PRODUCT	PART NUMBER	DESCRIPTION
Power Isolator	A4090-9117	Addressable Power Isolator
Trim Plates	A4090-9801	Optional Trim Plate, For semi-flush mounted box
	A4090-9802	Optional Trim Plate, For surface mounted box

IDNET/MAPNET II ADDRESSABLE INPUT/OUTPUT DEVICES



Relay Individual Addressable Module (IAM) with T-Sense Input

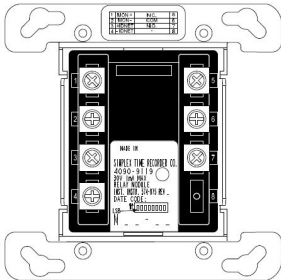
The Relay IAM with T-Sense allows a compatible fire alarm control unit IDNet communication channel to monitor two input contact closures with one point and control an output relay with the other point, both from a compact module requiring a single address.

Datasheet: AC4090-0007

A4090-9118 Relay IAM with T-Sense Input

PRODUCT	PART NUMBER	DESCRIPTION
Relay IAM	A4090-9118	Relay IAM with T-Sense
Adapter and Trim Plates	A4090-9813	Adapter plate to fit 4 11/16" (119 mm) square electrical box
	A4090-9801	Optional Trim Plate, For semi-flush mounted box
	A4090-9802	Optional Trim Plate, For surface mounted box
End-of-Line Resistor Harnesses	A4081-9003	4.7 kΩ, 1/2 W
	A4081-9005	1.8 kΩ, 1/2 W

IDNET/MAPNET II ADDRESSABLE INPUT/OUTPUT DEVICES



Relay Individual Addressable Module (IAM) with Unsupervised Input

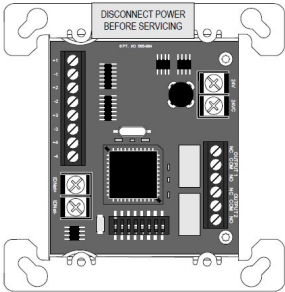
The Relay IAM allows a compatible fire alarm control unit IDNet communications channel to monitor an unsupervised input contact closure with one point and control an output relay with the other point, both from a compact module requiring a single address.

Datasheet: AC4090-0008

A4090-9119 Relay IAM with Unsupervised Input

PRODUCT	PART NUMBER	DESCRIPTION
Relay IAM	A4090-9119	Relay IAM with Unsupervised Input
Adapter and Trim Plates	A4090-9813	Adapter plate to fit 4 11/16" (119 mm) square electrical box
	A4090-9801	Optional Trim Plate, For semi-flush mounted box
	A4090-9802	Optional Trim Plate, For surface mounted box

IDNET/MAPNET II ADDRESSABLE INPUT/OUTPUT DEVICES



A4090-9120 Six Point Module

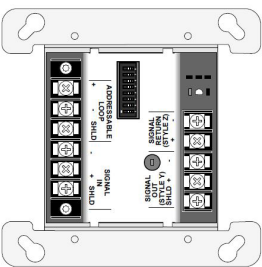
Six Point Module

The Six Point Module allows a compatible fire alarm control unit IDNet communications channel to monitor four T-sense input circuits and control two output relays from a single compact module requiring a single address. Power is supplied by a 24 VDC connection to a listed fire alarm power supply.

Datasheet: AC4090-0009

PRODUCT	PART NUMBER	DESCRIPTION
Six Point Module	A4090-9120	Six Point Module
Trim Plates	A4090-9801	Optional Trim Plate, For semi-flush mounted box
	A4090-9802	Optional Trim Plate, For surface mounted box
End-of-Line Resistor Harnesses	A4081-9004	6.8 kΩ, 1/2 W ; Standard end-of-line resistor harness for N.O. contact supervision
	4081-9003	4.7 kΩ, 1/2 W
	A4081-9005	1.8 kΩ, 1/2 W

IDNET/MAPNET II ADDRESSABLE INPUT/OUTPUT DEVICES



A4090-9007 Signal IAM

Signal Individual Addressable Module (IAM)

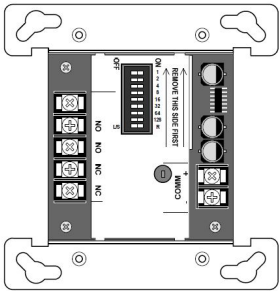
For applications requiring additional individual NAC supervision and control, the Signal IAM provides a 0.5 A remote NAC under host panel addressable point control. IDNet communications monitor the Signal IAM status and then connects the output NAC to the separate signal input for local alarm notification.

Datasheet: AC4090-0010

PRODUCT	PART NUMBER	DESCRIPTION
Signal IAM	A4090-9007	Signal IAM
Accessories	A4090-9801	Optional Trim Plate, For semi-flush mounted box
	A4090-9802	Optional Trim Plate, For surface mounted box
	A4090-9116	Addressable IDNet Communications Isolator
	A4081-9008	End-of-Line Resistor Harness
	A2081-9044	Overvoltage Protector



IDNET/MAPNET II ADDRESSABLE INPUT/OUTPUT DEVICES



A4090-9010 8 A IDNet Relay IAM Package

8 A Relay Individual Addressable Module (IAM)

8 A Relay IAMs allow fire alarm control units to control a remotely located NO and NC contact using IDNet addressable communications for both data and module power.

Datasheet: AC4090-0015

PRODUCT	PART NUMBER	DESCRIPTION
Relay IAM	A4090-9010	8 A Relay IAM
Adapter and Trim Plates	A4090-9813	Adapter plate to fit 4 11/16" (119 mm) square electrical box
	A4090-9801	Optional Trim Plate, For semi-flush mounted box
	A4090-9802	Optional Trim Plate, For surface mounted box

IDNET/MAPNET II ADDRESSABLE INPUT/OUTPUT DEVICES



A4090-9001 Supervised IAM

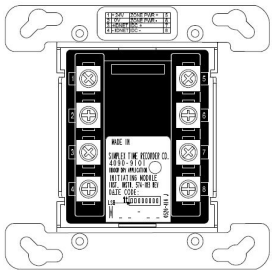
Individual Addressable Modules (IAMs)

Individual Addressable Modules (IAMs) receive both power and communications from a two-wire MAPNET II or IDNet circuit. They provide location-specific addressability to a single initiating device (such as single station smoke detector alarm contacts or heat detector contacts) or multiple devices at the same location by monitoring normally open dry contacts and the wiring to an end-of-line resistor.

Datasheet: AC4090-0001

PRODUCT	PART NUMBER	DESCRIPTION
Supervised IAM	A4090-9001	IAM mounted in thermoplastic housing with screw terminals
	A4090-9051	IAM encapsulated with wire leads
Optional Trim Plates and Mounting Bracket	A4090-9806	Trim Plates for semi-flush mounted box
	A4090-9807	Trim Plates for surface mounted box
	A4090-9810	Mounting bracket
End-of-Line Resistor Harnesses	A4081-9004	6.8 kΩ, 1/2 W
	A4081-9003	4.7 kΩ, 1/2 W
	A4081-9005	1.8 kΩ, 1/2 W

IDNET/MAPNET II ADDRESSABLE INPUT/OUTPUT DEVICES



Zone Adapter Modules (ZAM)

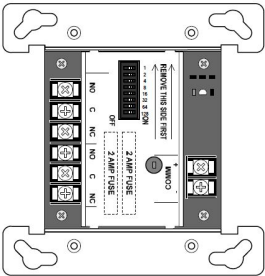
ZAMs allow a single addressable point to monitor a conventional initiating device circuit (IDC) populated with two-wire or four-wire initiating devices.

Datasheet: AC4090-0003

A4090 Series ZAM

PRODUCT	PART NUMBER	DESCRIPTION
Adapter Module	A4090-9101	Zone Adapter Module for Class B monitoring of 2-wire or 4-wire initiating devices
	A4090-9106	Zone Adapter Module for Class A monitoring of 2-wire initiating devices
Optional Adapter and Trim Plates	A4090-9813	Adapter plate to fit 4 11/16" (119 mm) square electrical box
	A4090-9801	Trim Plates for semi-flush mounted box
	A4090-9802	Trim Plates for surface mounted box
End-of-Line Resistor Harness	A4081-9002	End-of-line resistor for Signal IAM NAC output when wired Class B

IDNET/MAPNET II ADDRESSABLE INPUT/OUTPUT DEVICES



Dual Contact Relay Individual Addressable Modules (IAMs)

Dual Contact Relay IAMs allow fire alarm control units to control two remotely located Form “C” contact using IDNet or MAPNET II addressable communications for both data and module power.

Datasheet: AC4090-0014

A4090-9008 Dual Contact Relay IAM

PRODUCT	PART NUMBER	DESCRIPTION
Relay IAM	A4090-9008	Dual Contact Relay IAM
Adapter and Trim Plates	A4090-9813	Adapter plate to fit 4 11/16" (119 mm) square electrical box
	A4090-9801	Optional Trim Plate, For semi-flush mounted box
	A4090-9802	Optional Trim Plate, For surface mounted box

IDNET/MAPNET II ADDRESSABLE INPUT/OUTPUT DEVICES

Analog Monitor Zone Adapter Module (AMZ)

Analog Monitor ZAMs (AMZs) provide an accurate, multi-featured interface for connecting analog sensors to compatible addressable fire detection panels. The panel monitors the sensor and annunciates whenever a selected threshold level or trouble condition is observed.

Datasheet: AC4190-0007

PRODUCT	PART NUMBER	DESCRIPTION
Analog Monitor ZAM	A190-9050	Remote AMZ package with cover - surface mount
	A190-9051	Remote AMZ package with cover - semi-flush
Remote LED indicator	A2098-9808	3.3 kΩ, 1 End-of-Line Resistor Harness

IDNET/MAPNET II ADDRESSABLE INPUT/OUTPUT DEVICES



A4099-9021 Single Action NO GRIP operation

Addressable Manual Stations

The addressable manual station combines the familiar manual station housing with a compact communication module that is easily installed to satisfy demanding applications. Its integral Individual Addressable Module (IAM) constantly monitors status and communicates changes to the connected control unit via IDNet or MAPNET II communications wiring.

Datasheet: AC4099-0005

PRODUCT	PART NUMBER	DESCRIPTION
Addressable Manual Station (NEMA 1 rated when used with 2975-9178 back box)	A4099-9004	Single Action, English, UL, ULC, FM, CSFM
	A4099-9004CB	Single Action, Bilingual English and French, ULC
	A4099-9004CF	Single Action, French, ULC
	A4099-9004PO	Single Action, Portuguese, UL, FM
	A4099-9004SP	Single Action, Spanish, UL, FM
	A4099-9005	Double Action, Breakglass operation, English
	A4099-9005PO	Double Action, Breakglass operation, Portuguese, UL, FM
	A4099-9005SP	Double Action, Breakglass operation, Spanish, UL, FM
	A4099-9006	Double Action, Push operation, English, UL, ULC, FM, CSFM
	A4099-9006PO	Double Action, Push operation, Portuguese, UL, FM
	A4099-9006SP	Double Action, Push operation, Spanish, UL, FM
	A4099-9021	Single Action NO GRIP operation, English, UL, ULC, FM, CSFM
Accessories	2975-9022	Cast aluminum surface mount box, red
	2975-9178	Surface mount steel box, red
	2099-9813	Semi-flush trim plate for double gang switch box, red
	2099-9819	Flush mount adapter kit, black
	2099-9820	Flush mount adapter kit, beige
	A4099-9805	Retrofit Kit for field conversion of a single action station to a NO GRIP station
	2099-9803	Replacement breakglass
	2099-9804	Replacement break-rod
	A2099-9828	Institutional cover kit for field installation on A4099-9004
	2099-9814	Surface trim plate for Wiremold box V5744-2, red
	2099-9822	Replacement retaining clip for breakglass
	252-019	B key for manual station reset



PHOTOELECTRIC SMOKE DETECTORS, BEAM AND DUCT DETECTORS



A4098-9601 TrueAlarm Photoelectric Detector mounted in Base

TrueAlarm Photoelectric Smoke Detectors for Two-Wire and Four-Wire Bases

TrueAlarm photoelectric detectors provide many of the proven TrueAlarm analog sensing features for applications where detectors are connected to conventional two-wire or four-wire initiating device circuits (IDCs). Each TrueAlarm detector has an on-board microprocessor that evaluates its photoelectric light scattering chamber activity and makes an intelligent decision based on light obscuration history as to whether an alarm condition is present.

Datasheet: AC4098-0015

PRODUCT	PART NUMBER	DESCRIPTION
Smoke Detectors	A4098-9601	TrueAlarm Photoelectric Detector, 2.8%/ft (standard)
	A4098-9605	TrueAlarm Photoelectric Detector, 3.5%/ft (special application sensitivity, not ULC listed)
Compatible Bases	A4098-9788	2-Wire Base with connections for Remote Alarm LED Indicator
	A4098-9682	4-Wire Base with Auxiliary Alarm Relay Contacts and connections for Remote LED Alarm Indicator
	A4098-9683	2-Wire Base with Auxiliary Alarm Relay and connections for Remote LED Indicator
Detector Accessories	4098-9832	Adapter Plate
	A4098-9830	Remote LED Indicator
	A2098-9739	Encapsulated 24 VDC, End-of-Line Relay
	A2098-9735	Plate Mounted, End-of-Line Relay

PHOTOELECTRIC SMOKE DETECTORS, BEAM AND DUCT DETECTORS



A4098-9602 TrueSense Detector mounted in Base

TrueAlarm Photoelectric Smoke Detectors with TrueSense Smoke/Heat Detection

These detectors combine photoelectric smoke detection technology and quick-response thermistor-based heat detection technology into a sophisticated, intelligent detector that analyzes each of these activities and their combination to determine whether alarm conditions are present.

Datasheet: AC4098-0017

PRODUCT	PART NUMBER	DESCRIPTION
Smoke Detectors	A4098-9602	TrueAlarm photoelectric detector with TrueSense photoelectric/thermal detection
Compatible Bases	A4098-9788	2-Wire Base with connections for Remote Alarm LED Indicator
	A4098-9682	4-Wire Base with Auxiliary Alarm Relay Contacts and connections for Remote LED Alarm Indicator
	A4098-9683	2-Wire Base with Auxiliary Alarm Relay and connections for Remote LED Indicator
Detector Accessories	4098-9832	Adapter Plate
	A4098-9830	Remote LED Indicator
	A2098-9739	Encapsulated 24 VDC, End-of-Line Relay
	A2098-9735	Plate Mounted, End-of-Line Relay

PHOTOELECTRIC SMOKE DETECTORS, BEAM AND DUCT DETECTORS



Fireray 5000 Reflective Beam Detector Head and Control Station

Reflective Beam Smoke Detectors

The Fireray 5000 System is an auto-aligning infrared beam smoke detector. Once the detector head is installed using the easyfit mounting system, an integral LASER can be activated that is aligned along the optical path of the infrared beam, allowing the reflective prism to be located quickly and with confidence. The Auto-align beam alignment feature then allows the reflective prism to be located quickly and accurately.

Datasheet: AC4098-0042

PRODUCT	PART NUMBER	DESCRIPTION
Reflective Beam Smoke Detectors and accessories	5000-103	Fireray 5000 Reflective Auto Align Beam Smoke Detector System
	5000-031	Additional Detector Head and Prism, select up to one additional head per 5000-103 System
	5000-011	5000 Series Detector Uni-Box back box
	5000-012	Detector Cover Plate for mounting 5000 Series Detector to a double gang electrical box, surface or flush mount
	5000-005	Alignment Bracket for detector or prism, surface mount; pivots horizontally or vertically for accurate alignment
	5000-201	Alignment Bracket for detector or prism, surface mount; provides 360° rotation plus 130° adjustment for accurate alignment, order detector and prism parts separately
	5000-009	Controller Back Box, surface or flush mount
	5000-010	Controller Back Box Semi-Flush Mount Trim Plate (for 5000-009 box)
	5000-006	Prism Wall Mount Bracket
	5000-008	Single Prism Alignment Adapter
	5000-007	Four Prism Alignment Adapter
	23901.01	Replacement Prism
	5000-004	Long Range Prism Kit; provides three, 23901 Prisms for distances between 160 ft and 330 ft (50 m to 100 m)
	5000-014	Ceiling Pendant Mounting Bracket
	1000-018	Protective Wire Cage for 5000 Series Detector Heads
	1000-019	Protective Wire Cage for 5000 Series Controllers

PHOTOELECTRIC SMOKE DETECTORS, BEAM AND DUCT DETECTORS



FIRERAY 3000 Controller shown with a Single Transmitter/Receiver Pair

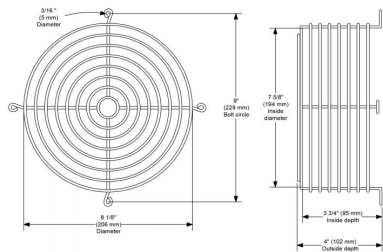
End-to-End Infrared Optical Beam Smoke Detector

The FIRERAY 3000 End-to-End infrared Optical Beam Smoke Detector (OBSD) uses the latest optical technology, incorporating modern industrial, electronic and software techniques. This detector offers cost effective protection of large, open area spaces with high ceilings. It is also very well suited to applications where access to ceiling-mounted smoke detectors presents practical difficulties.

Datasheet: AC4098-0050

PRODUCT	PART NUMBER	DESCRIPTION
Optical Beam Smoke Detectors and accessories	3000-103	End-to-End Beam Smoke Detector
	3000-016	Additional Detector Pack
	3000-201	Adjustment Bracket
	3000-202	Surface Mount Adapter
	3000-203	4" Square Cover Plate
	5000-011	Surface Mount Detector Back Box, requires one 3000-202 Surface Mount Adaptor for each head, ordered separately
	3000-209	Control Back Box
	3000-210	Semi-flush Trim Plate
	1000-018	Wire Cage, requires 5000-011 Detector Back Box and 3000-202 Surface Mount Adaptor (ordered separately)

PHOTOELECTRIC SMOKE DETECTORS, BEAM AND DUCT DETECTORS



2098-9715 Wire Guard

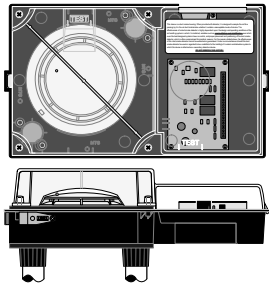
Photoelectric Smoke Detectors Wire Guard

The wire guard help protect photoelectric or ionization smoke detectors where they may be subjected to damage.

Datasheet: AC2098-0023

PRODUCT	PART NUMBER	DESCRIPTION
Detector Wire Guard	2098-9715	Wire Guard

PHOTOELECTRIC SMOKE DETECTORS, BEAM AND DUCT DETECTORS



Duct Detector Housing, Front and Bottom View

Duct Detector Housings with TrueAlarm Photoelectric Detector for Two-Wire or Four-Wire Operation

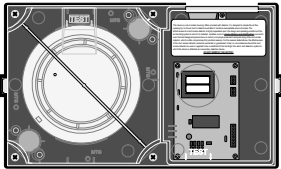
Air duct smoke detector housings provide a TrueAlarm smoke detector for monitoring air conditioning or ventilating ducts. Sampling tubes are installed into the duct allowing air to be directed to the smoke detector mounted in the housing. These duct detector housings with smoke detectors are compatible with fire alarm control units that provide conventional two-wire or four-wire initiating device circuits (IDCs).

Datasheet: AC4098-0029

PRODUCT	PART NUMBER	DESCRIPTION
Duct Smoke Detector Housing with Photoelectric Detector	A4098-9685	2-Wire Duct Detector, standard operation
	A4098-9688	2-Wire Duct Detector with supervised single remote relay output
	A4098-9686	4-Wire Duct Detector with supervised multiple remote relay output
LED Indicator and Remote Test Stations	A4098-9830	Red LED alarm indicator
	A4098-9834	Test Station with keyswitch and red LED alarm indicator
	A4098-9835	Test Station with keyswitch, red LED alarm indicator, and green power-on LED
Epoxy Encapsulated Remote Relays and End-of-Line Resistor	A4098-9841	Relay, dual Form C (1/2 A @ 120 VAC)
	4098-9843	Relay, single Form C (7 A @ 120 VAC)
	A4081-9008	End-of-Line Resistor Harness



PHOTOELECTRIC SMOKE DETECTORS, BEAM AND DUCT DETECTORS



Duct Detector Housings with TrueAlarm Photoelectric Detector for Standalone Operation

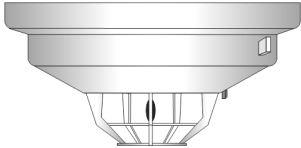
The standalone duct detector housings with smoke detector are for applications that operate independent of a fire alarm control unit. They provide a TrueAlarm smoke detector for monitoring air conditioning or ventilating ducts. Sampling tubes are installed into the duct allowing air to be directed to the smoke detector mounted in the housing.

Datasheet: AC4098-0031

In-Duct Housing with A4098-9714 Sensor

PRODUCT	PART NUMBER	DESCRIPTION
Duct Detector	A4098-9687	Stand-alone operation duct detector with internal output relay, input power is 120 VAC, 24 VAC, or 24 VDC
Control Station	A4098-9842	Control Station with power-on green LED, red alarm LED, tone-alert, silence switch and key switch for test/reset, on stainless steel plate

HEAT DETECTORS



Electronic Heat Detectors for Two-Wire Direct Connect

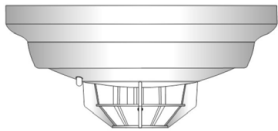
These electronic heat detectors use a fast response, thermistor based design to provide temperature sensing that quickly, accurately, and consistently identifies when fixed temperatures are exceeded. The fixed temperature sensing thermistor readily tracks the local ambient temperature.

Datasheet: AC4098-0007

Electronic Direct Connect Heat Detector

PRODUCT	PART NUMBER	DESCRIPTION
Heat Detectors	A4098-9401	Fixed temperature, 135° F (57° C)
	A4098-9402	Fixed with rate-of-rise, 135° F (57° C)
	A4098-9403	Fixed temperature, 200° F (93° C)
	A4098-9404	Fixed with rate-of-rise, 200° F (93° C)

HEAT DETECTORS



Electronic Heat Detectors for Two-Wire and Four-Wire Bases

These electronic heat detectors use a fast response, thermistor-based design to provide temperature sensing that quickly, accurately, and consistently identifies when fixed temperatures are exceeded. The fixed temperature sensing thermistor readily tracks the local ambient temperature. This eliminates the time required to melt a lead pellet or heat a bimetallic element as occurs in mechanical heat detector designs and provides the required heat detection for most applications.

Datasheet: AC4098-0014

Electronic Heat Detector mounted in Base

PRODUCT	PART NUMBER	DESCRIPTION
Heat Detectors	A4098-9612	Fixed Temperature Operation at 135° F (57° C)
	A4098-9614	Fixed Temperature Operation at 200° F (93° C)
	A4098-9613	Fixed Temperature Operation at 135° F (57° C), Between 15° and 25° F/min (8.33° and 13.88° C/min) Rate-of-rise
	A4098-9615	Fixed Temperature Operation at 200° F (93° C), Between 15° and 25° F/min (8.33° and 13.88° C/min) Rate-of-rise
Heat Detector Base	A4098-9788	2-Wire Base, no options
	A4098-9684	2-Wire Base with connection for remote LED alarm indicator
	A4098-9683	2-Wire Base with auxiliary alarm relay output
	A4098-9682	4-Wire Base with auxiliary alarm relay output
Heat Detector Accessories	4098-9832	Adapter Plate
	A4098-9830	Remote Red LED Alarm Indicator
	A2098-9739	End-of-Line Relay, Epoxy encapsulated design
	A2098-9735	End-of-Line Relay, Mounted on single gang stainless steel plate

NON-CODED MANUAL STATIONS



Non-Coded, Non-Addressable Manual Stations

Activation of the single action manual stations requires a firm downward pull to activate the alarm switch. Completing the action breaks an internal plastic break-rod (visible below the pull lever, use is optional). The use of a break-rod can be a deterrent to vandalism without interfering with the minimum pull requirements needed for easy activation. The pull lever latches into the alarm position and remains extended out of the housing to provide a visible indication.

Datasheet: AC2099-0007

Electronic Heat Detector mounted in Base

PRODUCT	PART NUMBER	DESCRIPTION
Single Action Models (General Alarm)	A2099-9754	MEA
	A2099-9101	MEA, Annunciator Contacts, N.O.
	A2099-9102	MEA, Annunciator Contacts, N.C.
	A2099-9107	Pre-Signal, Annunciator Contacts, N.O.
	A2099-9755	MEA, Local Alarm Cover
	A2099-9762	MEA, Institutional Cover
Double Action Models (General Alarm)	A2099-9103	MEA, Break-Glass
	A2099-9104	MEA, Break-Glass, Annunciator Contacts, N.O.
	A2099-9756	MEA, Push
	A2099-9757	MEA, Push, Annunciator Contacts, N.O.
Accessories	A2099-9758	MEA, Push, Annunciator Contacts, N.C.
	A4099-9805	Retrofit Kit for field conversion of a single action station to a NO GRIP station
	2099-9803	Replacement breakglass (standard, English)
	2099-9804	Replacement break-rod
	2099-9819	Flush adapter kit, black
	2099-9820	Flush adapter kit, beige
	2099-9822	Replacement retaining clip for breakglass
	A2099-9828	Institutional cover kit
	2975-9178	Red, surface mount box, sheet metal, 5-3/16" H x 4" W x 2-3/16" D (127 mm x 102 mm x 56 mm)
	2975-9022	Red, cast aluminum surface mount box, 5 in. H x 3 7/8 in. W x 2 3/16 in. D (127 mm x 98 mm x 56 mm)

WIRE GUARDS FOR DETECTORS AND MANUAL STATIONS

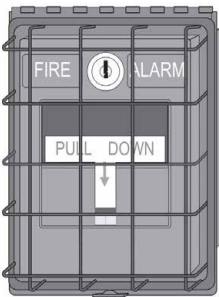
Photoelectric Smoke Detectors Wire Guard

The wire guard help protect photoelectric or ionization smoke detectors where they may be subjected to damage.

Datasheet: AC2098-0023

PRODUCT	PART NUMBER	DESCRIPTION
Detector Wire Guard	2098-9715	Wire Guard

WIRE GUARDS FOR DETECTORS AND MANUAL STATIONS



2099-9800 Wire Guard

Non-Coded Manual Stations Wire Guard

The wire guard protects the manual stations from damage due to accidental contact while providing easy access when actual alarm conditions occur.

Datasheet: AC2099-0004

PRODUCT	PART NUMBER	DESCRIPTION
Station Wire Guard	2099-9800	Wire Guard



MX TECHNOLOGY ADDRESSABLE DEVICES

MX Loop Interface Modules

The MX Loop Interface Module provides the necessary communications, monitoring, and control for up to 250 addressable MX devices per loop.

Datasheet: AC4100-0059

PRODUCT	PART NUMBER	DESCRIPTION
MX Loop Interface Module	A100-6077	MX Loop Interface Module for 4100ES fire alarm units
	A010-9917	MX Loop interface module for 4010ES fire alarm control units
Accessories	A100-9867	CPU Bay Mounting Kit for SPS Master Controller
	A100-0642	MX Loop Interface Module Power Harness for EPS or ES-PS Master Controller
Compatible Addressable Smoke and Heat Sensors and Accessories	4098-5215	Loop Powered Sounder Base with selectable sound output
	4098-5212	Loop Powered Sounder-Beacon Base with selectable sound output and selectable flash rate
	A4098-5209	Loop Powered (LP) Sounder Base, 85 dB @ 3 ft (1 m)
	A4098-5210	Loop Powered (LP) Sounder Base, 85 dB @ 10 ft (3 m)
	A4098-5211	4-Wire Sounder Base
	A2098-9808	Remote LED Alarm Indicator
	4098-5214	Duct Housing and Accessories
	A4098-5251	Series Photo-Heat Sensor with Isolator
	A4098-5252	850 Series Photo Sensor with Isolator
	A4098-5253	850 Series Heat Sensor with Isolator
	A4098-5254	850 Series Triple Sensor with Isolator
	A4098-5265	Photo/heat Sensor with built-in Isolator
	A4098-5266	Photoelectric Sensor with built-in Isolator
	A4098-5267	Heat Sensor with built-in Isolator
	A4098-5268	Triple Sensor with built-in Isolator
	A4098-5255	Photo/heat Sensor
	A4098-5256	Photoelectric Sensor
	A4098-5257	Heat Sensor
Addressable Manual Stations and Callpoints	A4099-5201	Single Action Manual Station
	A4099-5202	Double Action Manual Station
	4099-5203	Indoor Callpoint with LED (Breakglass)
	4099-5204	Outdoor Callpoint with LED (Breakglass)
Addressable Interface Modules	A4090-5201	A4090-5201 Mini-IAM, supervised contact monitoring module
	A4090-5202	A4090-5202 Dual Input IAM, dual supervised contact monitoring module
	A4090-5203	A4090-5203 Relay IAM
	A4090-5204	A4090-5204 Signal IAM
	A4090-5205	Monitor ZAM
	A4090-5206	Line Isolator Module

PRODUCT	PART NUMBER	DESCRIPTION
Addressable Loop Powered Sounders and Sounder-Beacons	A4090-5250	Multiple I/O Module; 3 Class B inputs and 2 Form C relay outputs
	A4906-5201	Sounder, indoor, red
	A4906-5202	Sounder, indoor, white
	A4906-5203	Sounder, outdoor, red
	A4906-5205	Sounder-Beacon, indoor, red
	A4906-5206	Sounder-Beacon, indoor, white
	A4906-5207	Sounder-Beacon, outdoor, red
Device Accessories and Service Tools	A100-5130	4100ES Voltage Regulator Module, 25 VDC nominal; isolated and resettable output; includes earth detection circuit and trouble relay
	516.850.900	850EMT Programming Tool
	516.800.917	Sensor Head Removal Tool, ref. MX Model 800RT
	516.800.922	Spare ancillary programming lead for 850EMT
	516.800.923	Accessory Kit; carrying case, shoulder strap, and 12 V automobile adaptor
	516.800.924	Package of 10 spare pins for ancillary programming lead

MX TECHNOLOGY ADDRESSABLE DEVICES

MX Technology Individual Addressable Modules (IAMs)

These MX Technology addressable I/O (input/output) modules provide flexible monitoring and control to satisfy a variety of applications. Each is individually addressable and communicates with an MX Loop Module located in the host fire alarm control panel.

Datasheet: AC4090-0012

PRODUCT	PART NUMBER	DESCRIPTION
Addressable Input/Output Modules	A4090-5201	Mini-IAM, supervised contact monitoring module
	A4090-5202	Dual Input IAM, dual Class B or single Class A supervised contact monitoring module
	A4090-5203	Relay IAM, contact rated 2 A @ 24 VDC
	A4090-5204	Signal IAM, two Class B NACs, or one Class A NAC, rated 2 A @ 24 VDC, up to 62 appliances
	A4090-5205	Monitor ZAM, two Class B inputs or one Class A input
	A4090-5206	Line Isolator Module
Accessories	A4081-9022	27 kΩ, 1%, ½ W resistor
	A2098-9808	Remote LED on single gang stainless steel plate, optional for use with A4090-5201 Mini-IAM
	517.035.007	Replacement Module Front Cover
Other Accessories	516.800.918	MX Service Tool, ref. MX Model 801AP
	516.800.922	MX Ancillary Program Lead (Spare)
	516.800.923	MX Service Tool Accessory Kit

MX TECHNOLOGY ADDRESSABLE DEVICES

MX Technology Multiple I/O Modules

Multiple I/O Modules use MX Technology to provide an addressable input/output module with flexible monitoring of three inputs and control of two outputs to satisfy a variety of applications.

Datasheet: AC4090-0016

PRODUCT	PART NUMBER	DESCRIPTION
Module and Housing	A4090-5250	Multiple I/O Module, 3 Class B inputs and 2 Form C relay outputs
	557.201.401	D800 Ancillary housing; IP55 rated; provides viewing port for status LED
	557.201.303	DIN-Rail Mounting Kit (not UL listed)
Accessories	516.800.918	801AP MX Service Tool
	516.800.922	MX Ancillary Program Lead (Spare)
	516.800.923	MX Service Tool Accessory Kit
	516.800.924	Package of 10 spare pins for ancillary programming lead

MX TECHNOLOGY ADDRESSABLE DEVICES



MX Technology Addressable Duct Sensor Housing

The A4098-5214 duct smoke sensor housing allows a A4098-5252 MX Technology smoke sensor to monitor for smoke conditions in air conditioning or ventilating ducts.

Datasheet: AC4098-0046

Duct sensor housing, front View, shown with A4098-5252 sensor

PRODUCT	PART NUMBER	DESCRIPTION
Duct Smoke Sensor Housing	4098-5214	Duct sensor housing with internally mounted sensor base, 7 in. (178 mm) exhaust tube, sampling tube end plug, mounting screws, and mounting template
Smoke Sensor	A4098-5252	850 series MX Technology Addressable Photoelectric Sensor for the A4098-5214

MX TECHNOLOGY ADDRESSABLE DEVICES



MX Technology Addressable Manual Stations

MX addressable stations contain an integral addressable module that constantly monitors status and communicates with an MX Loop Module located in the host fire alarm control panel.

Datasheet: AC4099-0003

A4099-5212 double action (breakglass) manual station

PRODUCT	PART NUMBER	DESCRIPTION
Addressable Manual Stations	A4099-5123	Single action operation
	A4099-5212	Double action, breakglass operation
Accessories	2975-9178	Surface mount steel box, red
	2975-9022	Cast aluminum surface mount box, red
	2099-9813	Semi-flush trim plate for double gang switch box, red
	2099-9814	Surface trim plate for Wiremold box V5744-2, red
	2099-9819	Flush mount adapter kit, black
	2099-9820	Flush mount adapter kit, beige
	2099-9803	Replacement breakglass
	2099-9804	Replacement break-rod
	A2099-9828	Institutional cover kit for field installation on A4099-9004



MX TECHNOLOGY ADDRESSABLE DEVICES



A4098-5254 Triple Sensor

850 Series Multi-Sensors

MX compatible 850-Series sensors provide robust and reliable construction that has undergone stringent environmental testing. Electrical contacts are molded into the plastic to eliminate movement. Construction uses durable, fire-resistant FR110 plastic. MX Sensors communicate to the MX Loop Module using MX Technology communications. Each detector can operate in one or two of several detection modes, ensuring that it is easily optimized to the risk.

Datasheet: AC4906-0016

PRODUCT	PART NUMBER	DESCRIPTION
Sensor and Base	A4098-5251	Photoelectric/Heat Sensor with Isolator
	A4098-5252	Photoelectric Smoke Sensor with Isolator
	A4098-5253	Heat Sensor with Isolator
	A4098-5254	Triple Sensor with Isolator
	A4098-5209	Addressable Loop Powered Low Power Sounder Base
	A4098-5260	4 in. Addressable Continuity Base 4B-C UL
	A4098-5261	4 in. Detector Base for use when isolation is not required
	A2098-9808	Remote LED Alarm Indicator for use with the bases listed above
Accessories	4098-5276	Address Flags (pack of 100)
	4098-5277	Address Flag Labels
	516.800.924	Package of 10 spare pins for ancillary programming lead
	516.800.923	Accessory Kit; carrying case, shoulder strap, and 12 V automobile adaptor
	517.050.060	Ceiling Tile Adaptor (CTA)
	517.050.058	Ceiling Tile Adaptor Plate



## RELIABLE GUIDANCE WHEN IT'S NEEDED MOST

When fire strikes, your priority is to alert people to the danger and guide them to safety. You can't risk wasted time or unclear direction. Autocall notification appliances and speakers give you the efficiency and clarity you need in these high-stakes situations. Engineered for exceptional performance and reliability, Autocall notification products help to ensure orderly evacuations and protect lives.

## GREATER CHOICE AND GREATER INTELLIGENCE.

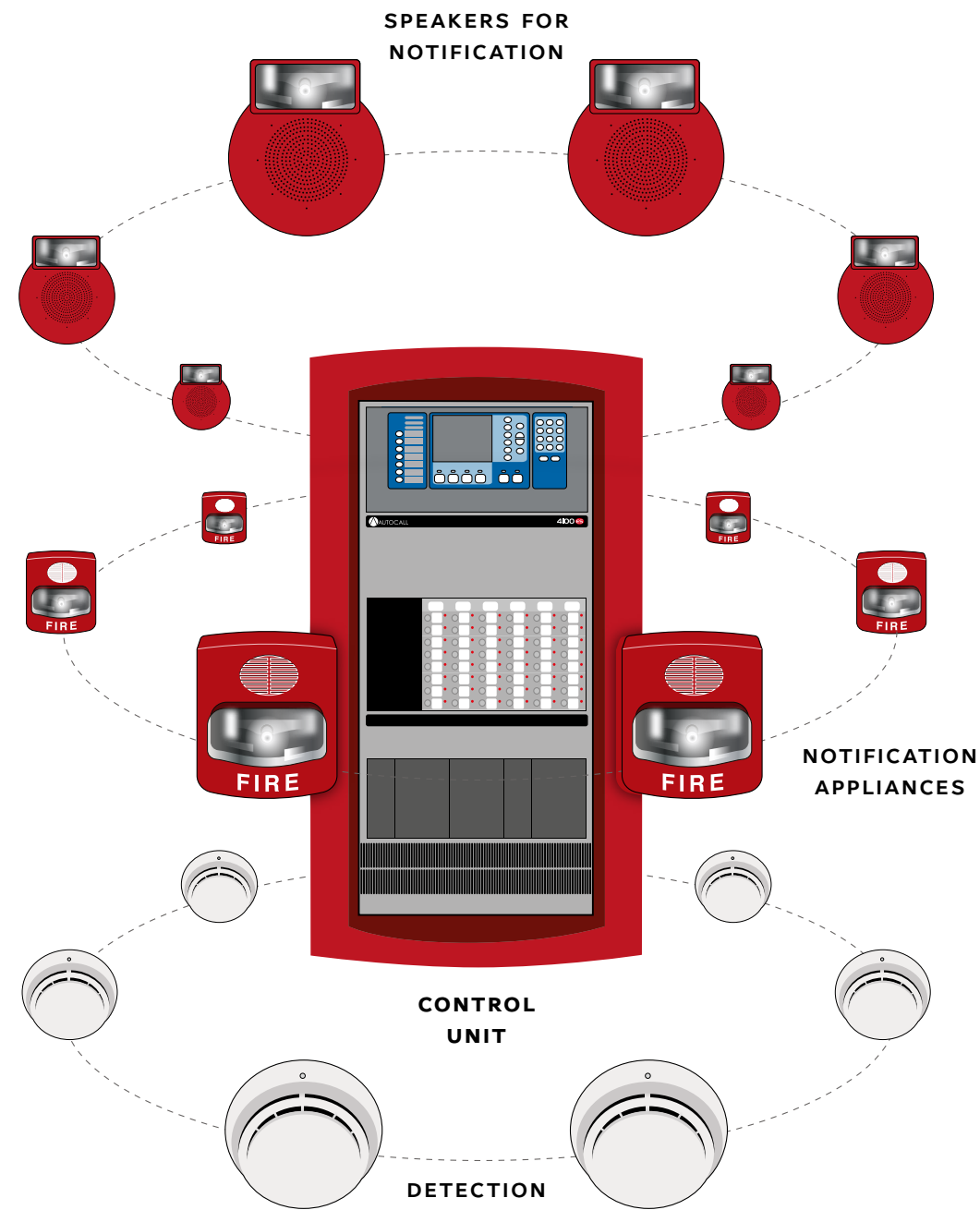
Every facility is unique. To optimize the design, configuration, cost and maintainability of your fire detection system, you need access to the broadest range of notification products. Autocall fulfills that need with offerings from conventional notification appliances to state-of-the-art addressable products that deliver the ultimate in reliability, flexibility and ease of maintenance.

# NOTIFICATION APPLIANCES

SMART WAYS TO ALERT AND GUIDE  
PEOPLE IN AN EMERGENCY

# NOTIFICATION THAT HELPS SAVE LIVES

Autocall notification products are part of a complete family of solutions, including control panels, detection products and speakers, that excel at sensing fires accurately, alerting building occupants and guiding evacuation.



For illustrative purposes only. Does not depict actual system configuration.

# THOUGHTFUL FEATURES THAT DELIVER MORE

Easier, more efficient design and installation. With the ability to T-tap and install more appliances per run, TrueAlert ES appliances can be less costly to install. The functionality of each TrueAlert ES appliance can be individually programmed, so installers can fine-tune each system to the unique needs of each space in a facility – and easily update it as needs change.

**SELF-TESTING CAPABILITY**  
With TrueAlert ES, building owners and managers can test all of their notification appliances in seconds. They can test when and how it's most convenient for them, and they can reduce disruption and eliminate costly, after-hours manual testing.

**APPLICATION VERSATILITY**  
TrueAlert ES notification products are suited to handle virtually any application. They include multi-tone appliances that meet NFPA 72 requirements for low-frequency notification in certain environments.

**COMPACT DESIGN AND GREATER ENERGY EFFICIENCY**  
Thanks to LED technology, TrueAlert ES 5900 series appliances are smaller, more energy efficient, and less obtrusive than others.

**MEET PULSE WIDTH REQUIREMENTS**  
Autocall TrueAlert ES 5900 Series appliances are the first LED appliances in the industry to meet NFPA 72 2016 edition notification appliance pulse width requirements. LEDs and strobes can be mixed on the same network.





THE AUTOCALL  
NOTIFICATION  
PRODUCT FAMILY

TRUEALERT ES ADDRESSABLE HORNS, STROBES AND HORN/STROBES

WALL MOUNTED



Addressable Horn

TrueAlert ES addressable horns are individually addressed audible notification appliances that receive power, supervision and control signals from a fire alarm control unit providing IDNAC Signaling Line Circuits (SLCs). TrueAlert ES addressable horns are available in red with white lettering and white with red lettering.

Datasheet: AC49AO-0001

PRODUCT	PART NUMBER	DESCRIPTION
Appliance Only	A49AO-APPLW	TrueAlert ES Addressable Horn Appliance Electronics, Wall-Mount (order mounting plate and cover separately)
	A49AOC-WRFIRE	Cover, Red, "FIRE"
Cover	A49AOC-WRFEU	Cover, Red, "FEU"
	A49AOC-WRBLNG	Cover, Red, "FEU/FIRE"
	A49AOC-WRS	Cover, Red, "Autocall logo only"
	A49AOC-RBLANK	Cover, Red, Blank
	A49AOC-WWFIRE	Cover, White, "FIRE"
	A49AOC-WWFEU	Cover, White, "FEU"
	A49AOC-WWS	Cover, White, "Autocall logo only"
	A49AOC-WBLANK	Cover, White, Blank
Mounting Plate	A49MP-AVVOWR	Mounting plate, Red
	A49MP-AVVOWW	Mounting plate, White
Accessory	2975-9145	Mounting Box, Red (requires 4905-9931 Adapter Plate)
	A4905-9931	Adapter Plate, Red for mounting to Autocall 2975-9145 Box (typically for retrofit, mount vertical or horizontal)
	A4905-9937	Adapter Skirt, Surface-Mount, Red
	A4905-9940	Adapter Skirt, Surface-Mount, White
	4905-9961	Wire guard, Red with mounting plate, compatible with semiflush-mounting or surface mount boxes

TRUEALERT ES ADDRESSABLE HORNS, STROBES AND HORN/STROBES

WALL MOUNTED



Addressable Strobe

TrueAlert ES addressable strobes are individually addressed visible notification appliances that receive power, supervision and control signals from the fire alarm control panel providing IDNAC Signaling Line Circuits (SLCs). TrueAlert ES Addressable strobes are available in red with white lettering and white with red lettering.

Datasheet: AC49VO-0001

PRODUCT	PART NUMBER	DESCRIPTION
Appliance Only	A49VO-APPLW	TrueAlert ES Addressable Strobe Appliance Electronics, Wall-Mount, 15/30/75/110/135/185cd (order mounting plate and cover separately, colored lens not supported)
	A49VO-APPLWE	TrueAlert ES Addressable Strobe Appliance Electronics, Wall-Mount, 15/30/75/110/135/185cd (order mounting plate, cover, and colored lens separately)
Cover	A49VOC-WRFIRE	Cover, Red, "FIRE"
	A49VOC-WRALT	Cover, Red, "ALERT"
	A49VOC-WRS	Cover, Red, Logo Only
	A49VOC-WWFIRE	Cover, White, "FIRE"
	A49VOC-WWALT	Cover, White, "ALERT"
	A49VOC-WWS	Cover, White, Logo Only
Mounting Plate	A49MP-AVVOWR	Mounting plate, Red
	A49MP-AVVOWW	Mounting plate, White
Lens	A49LENS-AMBER	Amber Lens Only Kit
	A49LENS-BLUE	Blue Lens Only Kit
	A49LENS-GREEN	Green Lens Only Kit
	A49LENS-RED	Red Lens Only Kit
Accessory	2975-9145	Mounting Box, Red (requires 4905-9931 Adapter Plate)
	A4905-9931	Adapter Plate, Red for mounting to Autocall 2975-9145 Box (typically for retrofit, mount vertical or horizontal)
	A4905-9937	Adapter Skirt, Surface-Mount, Red
	A4905-9940	Adapter Skirt, Surface-Mount, White
	4905-9961	Wire guard, Red with mounting plate, compatible with semiflush-mounting or surface mount boxes

TRUEALERT ES ADDRESSABLE HORNS, STROBES AND HORN/STROBES

WALL MOUNTED



Addressable Horn/Strobe

TrueAlert ES addressable horn/strobes are individually addressed audible/visible notification appliances that receive power, supervision and control signals from a fire alarm control panel providing IDNAC Signaling Line Circuits (SLCs). TrueAlert ES Addressable A/Vs are available in red with white lettering and white with red lettering.

Datasheet: AC49AV-0001

PRODUCT	PART NUMBER	DESCRIPTION
Appliance Only	A49AV-APPLW	TrueAlert ES Addressable Horn/Strobe Appliance Electronics, Wall-Mount (order mounting plate, cover and optional colored lens)
	A49AV-APPLW-BA	TrueAlert ES Addressable Horn/Strobe Appliance Electronics, Wall-Mount, BA (order mounting plate, cover and optional colored lens)
Cover	A49AVC-WRFIRE	Cover, Red, "FIRE"
	A49AVC-WRALT	Cover, Red, "ALERT"
	A49AVC-WRS	Cover, Red, Logo Only
	A49AVC-WWFIRE	Cover, White, "FIRE"
	A49AVC-WWALT	Cover, White, "ALERT"
	A49AVC-WWS	Cover, White, Logo Only
Mounting Plate	A49MP-AVVOWR	Mounting plate, Red
	A49MP-AVVOWW	Mounting plate, White
Lens	A49LENS-AMBER	Amber Lens Only Kit
	A49LENS-BLUE	Blue Lens Only Kit
	A49LENS-GREEN	Green Lens Only Kit
	A49LENS-RED	Red Lens Only Kit
Accessory	2975-9145	Mounting Box, Red (requires 4905-9931 Adapter Plate)
	A4905-9931	Adapter Plate, Red for mounting to Autocall 2975-9145 Box (typically for retrofit, mount vertical or horizontal)
	A4905-9937	Adapter Skirt, Surface-Mount, Red
	A4905-9940	Adapter Skirt, Surface-Mount, White
	4905-9961	Wire guard, Red with mounting plate, compatible with semiflush-mounting or surface mount boxes

TRUEALERT ES ADDRESSABLE HORNS, STROBES AND HORN/STROBES

CEILING MOUNTED



Addressable Horn

TrueAlert ES addressable horns are individually addressed audible notification appliances that receive power, supervision and control signals from a fire alarm control panel providing IDNAC Signaling Line Circuits (SLCs).

Datasheet: AC49AOC-0001

PRODUCT	PART NUMBER	DESCRIPTION
Appliance Only	A49AO-APPLC	TrueAlert ES Addressable Horn Appliance Electronics, Ceiling-Mount (order mounting plate and cover separately)
	A49AO-APPLC-BA	TrueAlert ES Addressable Horn Appliance Electronics, Ceiling-Mount, BA (order mounting plate and cover separately)
Cover	A49AOC-CRFIRE	Cover, Red, "FIRE"
	A49AOC-CRALT	Cover, Red, "ALERT"
	A49AOC-CRFEU	Cover, Red, "FEU"
	A49AOC-CRBF	Cover, Red, "FEU/FIRE"
	A49AOC-CRBAA	Cover, Red, "رائدنا /ALERT"
	A49AOC-CRBAF	Cover, Red, "فئدح /FIRE"
	A49AOC-CRS	Cover, Red, Logo Only
	A49AOC-CWFIRE	Cover, White, "FIRE"
	A49AOC-CWALT	Cover, White, "ALERT"
	A49AOC-CWFEU	Cover, White, "FEU"
	A49AOC-CWBF	Cover, White, "FEU/FIRE"
	A49AOC-CWBAA	Cover, White, "رائدنا /ALERT"
	A49AOC-CWBAF	Cover, White, "فئدح /FIRE"
	A49AOC-CWS	Cover, White, Logo Only
	A49AOC-CWCALT	Cover, White, "火警/FIRE"
	A49AOC-CK	Cover, Black, Blank
Accessory	49WG-SOCR	Wire Guard, Ceiling Mounted, Red (mounts directly to ceiling for semiflush-mounted appliances)
	49WG-SOCR-O	Wire Guard, Ceiling-Mounted, Red (mounts directly to ceiling for surface-mounted appliances)
	A49WPBB-SOCR	Back Box, Ceiling Surface-Mounted, Weatherproof, Red
	A49WPBB-SOCW	Back Box, Ceiling Surface-Mounted, Weatherproof, White

TRUEALERT ES ADDRESSABLE HORNS, STROBES AND HORN/STROBES

CEILING MOUNTED



Addressable Strobe

TrueAlert ES Addressable strobes are individually powered, addressed, and controlled from a fire alarm control panel IDNAC Signaling Line Circuit (SLC). V/O notification appliances use a multi-candela strobe with synchronized 1 Hz flash rate and selectable candela rating. Xenon tube strobes devices are interoperable on the same IDNAC channel.

Datasheet: AC49VOC-0001

PRODUCT	PART NUMBER	DESCRIPTION
Appliance Only	A49VO-APPLC	TrueAlert ES Addressable Strobe Appliance Electronics, Ceiling-Mount, 15/30/75/110cd (order cover separately)
	A49VO-APPLC-BA	TrueAlert ES Addressable Strobe Appliance Electronics, Ceiling-Mount, 15/30/75/110cd, BA (order cover separately)
	A49VOH-APPLC	TrueAlert ES Addressable Strobe Appliance Electronics, Ceiling-Mount, High-Candela 110/135/185cd (order cover separately)
	A49VOH-APPLCA-BA	TrueAlert ES Addressable Strobe Appliance Electronics, Ceiling-Mount, High-Candela 110/135/185cd, Amber Lens, BA (order cover separately)
	A49VOH-APPLC-BA	TrueAlert ES Addressable Strobe Appliance Electronics, Ceiling-Mount, High-Candela 110/135/185cd, BA (order cover separately)
	A49VOH-APPLCB-BA	TrueAlert ES Addressable Strobe Appliance Electronics, Ceiling-Mount, High-Candela 110/135/185cd, Blue Lens, BA (order cover separately)
Cover	A49VOC-CRF	Cover, Red, "FIRE"
	A49VOC-CRALT	Cover, Red, "ALERT"
	A49VOC-CRFEU	Cover, Red, "FEU"
	A49VOC-CRBF	Cover, Red, "FEU/FIRE"
	A49VOC-CRBAA	Cover, Red, "رائدنا /ALERT"
	A49VOC-CRBAF	Cover, Red, "فئدح /FIRE"
	A49VOC-CRBCF	Cover, Red, "火警/FIRE"
	A49VOC-CRS	Cover, Red, Logo Only
	A49VOC-CWF	Cover, White, "FIRE"
	A49VOC-CWALT	Cover, White, "ALERT"
	A49VOC-CWFEU	Cover, White, "FEU"
	A49VOC-CWBF	Cover, White, "FEU/FIRE"
	A49VOC-CWBAA	Cover, White, "رائدنا /ALERT"
	A49VOC-CWBAF	Cover, White, "فئدح /FIRE"
	A49VOC-CWBCF	Cover, White, "火警/FIRE"
	A49VOC-CWS	Cover, White, Logo Only
	A49VOC-CK	Cover, Black, Blank
Accessory	49VO-APCS	Adapter Plate, Red for mounting to single gang electrical box
	49WGBB-VOCR-O	Wire Guard Back Box, Ceiling-Mounted, Red (used in addition to wire guard and surface-mounted back box)
	49WG-VOCR	Wire Guard, Ceiling-Mounted, Red with mounting plate, compatible with semiflush-mounting or surface mount boxes (surface mounting also requires wireguard back box in addition to surface-mounted back box)
	A49WPBB-VOCR	Back Box, Ceiling Surface-Mounted, Weatherproof, Red
	A49WPBB-VOCW	Back Box, Ceiling Surface-Mounted, Weatherproof, White



TRUEALERT ES ADDRESSABLE HORNS, STROBES AND HORN/STROBES

CEILING MOUNTED



Addressable Horn/Strobe

TrueAlert ES Addressable horn/strobes are individually addressed audible/visible notification appliances that receive power, supervision, and control signals from a fire alarm control panel providing IDNAC Signaling Line Circuits (SLCs).

Datasheet: AC49AVC-0001

PRODUCT	PART NUMBER	DESCRIPTION
Appliance Only	A49AV-APPLC	TrueAlert ES Addressable Horn/Strobe Appliance Electronics, Ceiling-Mount (order cover separately)
	A49AV-APPLC-BA	TrueAlert ES Addressable Horn/Strobe Appliance Electronics, Ceiling-Mount, BA (order cover separately)
	A49AVH-APPLC	TrueAlert ES Addressable Horn/Strobe Appliance Electronics, Ceiling-Mount, High-candela (order cover separately)
	A49AVH-APPLCA-BA	TrueAlert ES Addressable Horn/Strobe Appliance Electronics, Ceiling-Mount, High-candela, Amber Lens, BA (order cover separately)
	A49AVH-APPLC-BA	TrueAlert ES Addressable Horn/Strobe Appliance Electronics, Ceiling-Mount, High-candela, BA (order cover separately)
	A49AVH-APPLCB-BA	TrueAlert ES Addressable Horn/Strobe Appliance Electronics, Ceiling-Mount, High-candela, Blue Lens, BA (order cover separately)
Cover	A49AVC-CRFIRE	Cover, Red, "FIRE"
	A49AVC-CRALT	Cover, Red, "ALERT"
	A49AVC-CRFEU	Cover, Red, "FEU"
	A49AVC-CRBF	Cover, Red, "FEU/FIRE"
	A49AVC-CRBAA	Cover, Red, "رائدنا /ALERT"
	A49AVC-CRBAF	Cover, Red, "فئرح /FIRE"
	A49AVC-CRS	Cover, Red, Logo Only
	A49AVC-CWFIRE	Cover, White, "FIRE"
	A49AVC-CWALT	Cover, White, "ALERT"
	A49AVC-CWFEU	Cover, White, "FEU"
	A49AVC-CWBF	Cover, White, "FEU/FIRE"
	A49AVC-CWBAA	Cover, White, "رائدنا /ALERT"
	A49AVC-CWBAF	Cover, White, "فئرح /FIRE"
	A49AVC-CWCALT	Cover, White, "火警/FIRE"
	A49AVC-CWS	Cover, White, Logo Only
	A49AVC-CK	Cover, Black, Blank
Accessory	49WGBB-SVCR-O	Wire Guard Back Box, Ceiling-Mounted, Red (used in addition to wire guard and surface-mounted back box)
	49WG-SVWCR	Wire Guard, Wall and Ceiling-Mounted, Red with mounting plate, compatible with semiflush-mounting or surface mount boxes (surface mounting also requires wireguard back box in addition to surface-mounted back box)
	A49WPBB-SVCR	Back Box, Ceiling Surface-Mounted, Weatherproof, Red
	A49WPBB-SVCW	Back Box, Ceiling Surface-Mounted, Weatherproof, White

TRUEALERT ES ADDRESSABLE HORNS, STROBES AND HORN/STROBES

WALL MOUNTED



Weatherproof Addressable Strobe

TrueAlert ES wall-mounted weatherproof addressable strobes and horn/strobes provide visible notification for indoor and outdoor, extended temperature and extended humidity applications. They are individually addressed and receive power, supervision, and control signals from a fire alarm control unit providing IDNAC Signaling Line Circuits (SLCs).

Datasheet: AC49WP-0001

PRODUCT	PART NUMBER	DESCRIPTION
Appliance Only	A49VO-APPLW-O	TrueAlert ES Addressable Strobe Appliance Electronics, Wall-Mount, Weatherproof, 15/75/WP75/WP185cd (order back box and cover separately)
	A49VO-APPLW-O-BA	TrueAlert ES Addressable Strobe Appliance Electronics, Wall-Mount, Weatherproof, 15/75/WP75/WP185cd, BA (order back box and cover separately)
Cover	A49VOC-WRFIRE-O	Cover, Red, "FIRE"
	A49VOC-WRALT-O	Cover, Red, "ALERT"
	A49VOC-WRFEU-O	Cover, Red, "FEU"
	A49VOC-WRBLNG-O	Cover, Red, "FEU/FIRE"
	A49VOC-WRS-O	Cover, Red, Blank
	A49VOC-WWFIRE-O	Cover, White, "FIRE"
	A49VOC-WWALT-O	Cover, White, "ALERT"
	A49VOC-WWFEU-O	Cover, White, "FEU"
	A49VOC-WWBLNG-O	Cover, White, "FEU/FIRE"
	A49VOC-WWS -O	Cover, White, Blank
Back Box	A49WPBB-AVVOWR	Back Box, Surface-Mounted, Weatherproof, Red
	A49WPBB-AVVOWW	Back Box, Surface-Mounted, Weatherproof, White

TRUEALERT ES ADDRESSABLE HORNS, STROBES AND HORN/STROBES

WALL-MOUNTED



Weatherproof Addressable Horn/Strobe

TrueAlert ES wall-mounted weatherproof addressable strobes and horn/strobes provide visible notification for indoor and outdoor, extended temperature and extended humidity applications. They are individually addressed and receive power, supervision, and control signals from a fire alarm control unit providing IDNAC Signaling Line Circuits (SLCs).

Datasheet: AC49WP-0001

PRODUCT	PART NUMBER	DESCRIPTION
Appliance Only	A49AV-APPLW-O	TrueAlert ES Addressable Horn/ Strobe Appliance Electronics, Wall-Mount, Weatherproof (order back box and cover separately)
	A49AV-APPLW-O-BA	TrueAlert ES Addressable Horn/ Strobe Appliance Electronics, Wall-Mount, Weatherproof, 15/75/WP75/ WP185cd, BA (order back box and cover separately)
Cover	A49AVC-WRFIRE-O	Cover, Red, "FIRE"
	A49AVC-WRALT-O	Cover, Red, "ALERT"
	A49AVC-WRFEU-O	Cover, Red, "FEU"
	A49AVC-WRBLNG-O	Cover, Red, "FEU/FIRE"
	A49AVC-WRS-O	Cover, Red, Blank
	A49AVC-WWFIRE-O	Cover, White, "FIRE"
	A49AVC-WWFEU-O	Cover, White, "FEU"
	A49AVC-WWBLNG-O	Cover, White, "FEU/FIRE"
	A49AVC-WWS-O	Cover, White, Blank
Back Box	A49WPBB-AVVOWR	Back Box, Surface-Mounted, Weatherproof, Red
	A49WPBB-AVVOWW	Back Box, Surface-Mounted, Weatherproof, White

TRUEALERT ES ADDRESSABLE HORNS, STROBES AND HORN/STROBES

CEILING-MOUNTED



Weatherproof Addressable Horn

TrueAlert ES ceiling-mounted weatherproof addressable horns are individually addressed audible notification appliances that receive power, supervision and control signals from a fire alarm control panel providing IDNAC Signaling Line Circuits (SLCs).

Datasheet: AC49AOC-0002

PRODUCT	PART NUMBER	DESCRIPTION
Appliance Only	A49AO-APPLC-O	TrueAlert ES Addressable Horn Appliance, Ceiling-Mount, Weatherproof, White
	A49AO-APPLC-O-BA	TrueAlert ES Addressable Horn Appliance, Ceiling-Mount, Weatherproof, White, BA
Cover	A49SOC-CRFIRE-O	Cover, Weatherproof, Red, "FIRE"
	A49SOC-CRALT-O	Cover, Weatherproof, Red, "ALERT"
	A49SOC-CRS-O	Cover, Weatherproof, Red, Logo Only
	A49SOC-CR-O	Cover, Weatherproof, Red, Blank
	A49SOC-CWFIRE-O	Cover, Weatherproof, White, "FIRE"
	A49SOC-CWALT-O	Cover, Weatherproof, White, "ALERT"
	A49SOC-CWS-O	Cover, Weatherproof, White, Logo Only
	A49SOC-CW-O	Cover, Weatherproof, White, Blank
Back Box	A49WPBB-SOCR	Back Box, Ceiling Surface-Mounted, Weatherproof, Red
	A49WPBB-SOCW	Back Box, Ceiling Surface-Mounted, Weatherproof, White
Accessory	49WG-SOCR-O	Wire Guard, Ceiling-Mounted, Red (mounts directly to ceiling for surface-mounted appliances)

TRUEALERT ES ADDRESSABLE HORNS, STROBES AND HORN/STROBES

CEILING MOUNTED



Weatherproof Addressable Strobe

TrueAlert ES ceiling-mounted weatherproof addressable strobes are individually powered, addressed, and controlled from a fire alarm control panel IDNAC Signaling Line Circuit (SLC). V/O notification appliances use a multi-candela strobe with synchronized 1 Hz flash rate and selectable candela rating. Xenon tube strobes devices are interoperable on the same IDNAC channel.

Datasheet: AC49VOC-0002

PRODUCT	PART NUMBER	DESCRIPTION
Appliance Only	A49VOH-APPLC-O	TrueAlert ES Addressable Strobe Appliance Electronics, Ceiling-Mount, Weatherproof (order back box and cover separately)
Cover	49VOC-CRALT-O	Cover, Weatherproof, Red, "ALERT"
	49VOC-CRBAA-O	Cover, Weatherproof, Red, "اراذن!/ALERT"
	49VOC-CRBAF-O	Cover, Weatherproof, Red, "قئءرح/FIRE"
	49VOC-CRBCE-O	Cover, Weatherproof, Red, "ءارء/FIRE"
	49VOC-CRFEU-O	Cover, Weatherproof, Red, "FEU"
	49VOC-CRF-O	Cover, Weatherproof, Red, "FIRE"
	49VOC-CRS-O	Cover, Weatherproof, Red, Logo Only
	49VOC-CWALT-O	Cover, Weatherproof, White, "ALERT"
	49VOC-CWBAA-O	Cover, Weatherproof, White "اراذن!/ALERT"
	49VOC-CWBAF-O	Cover, Weatherproof, White, "قئءرح/FIRE"
	49VOC-CWBCE-O	Cover, Weatherproof, White, "ءارء/FIRE"
	49VOC-CWFEU-O	Cover, Weatherproof, White, "FEU"
	49VOC-CWF-O	Cover, Weatherproof, White, "FIRE"
	49VOC-CWS-O	Cover, Weatherproof, White, Logo Only
Back Box	A49WPBB-VOCR	Retrieving data. Wait a few seconds and try to cut or copy again.
	A49WPBB-VOCW	Back Box, Ceiling Surface-Mounted, Weatherproof, White
Accessory	49WGBB-VOCR-O	Wire Guard Back Box, Ceiling-Mounted, Red (used in addition to wire guard and surface-mounted back box)
	49WG-VOCR	Wire Guard, Ceiling-Mounted, Red with mounting plate, compatible with semiflush-mounting or surface mount boxes (surface mounting also requires wireguard back box in addition to surface-mounted back box)

TRUEALERT ES ADDRESSABLE HORNS, STROBES AND HORN/STROBES

CEILING MOUNTED



Weatherproof Addressable Horn/Strobe

TrueAlert ES ceiling-mounted weatherproof addressable horn/strobes are individually addressed audible/visible notification appliances that receive power, supervision and control signals from a fire alarm control panel providing IDNAC Signaling Line Circuits (SLCs).

Datasheet: AC49AVC-0002

PRODUCT	PART NUMBER	DESCRIPTION
Appliance Only	A49AVH-APPLC-O	TrueAlert ES Addressable Horn/Strobe Appliance Electronics, Ceiling-Mount, Weatherproof, High-Candela 110/135/185cd (order back box and cover separately)
Cover	A49SVC-CRFIRE-O	Cover, Weatherproof, Red, "FIRE"
	A49SVC-CRALT-O	Cover, Weatherproof, Red, "ALERT"
	A49SVC-CRS-O	Cover, Weatherproof, Red, Logo Only
	A49SVC-CWFIRE-O	Cover, Weatherproof, White, "FIRE"
	A49SVC-CWALT-O	Cover, Weatherproof, White, "ALERT"
	A49SVC-CWS-O	Cover, Weatherproof, White, Logo Only
Back Box	A49WPBB-SVCR	Back Box, Ceiling Surface-Mounted, Weatherproof, Red
	A49WPBB-SVCW	Back Box, Ceiling Surface-Mounted, Weatherproof, White
Accessory	49WGBB-SVCR-O	Wire Guard Back Box, Ceiling-Mounted, Red (used in addition to wire guard and surface-mounted back box)
	49WG-SVWCR	Wire Guard, Wall and Ceiling-Mounted, Red with mounting plate, compatible with semiflush-mounting or surface mount boxes (surface mounting also requires wireguard back box in addition to surface-mounted back box)



TRUEALERT ES ADDRESSABLE SPEAKER AND SPEAKER/STROBES

WALL MOUNTED



Addressable Speaker

TrueAlert ES wall-mounted indoor addressable speakers are individually powered, addressed and controlled from a fire alarm control unit IDNAC Signaling Line Circuit (SLC). Audio is supplied from a separate compatible Fire Alarm Control Unit audio NAC.

Datasheet: AC49SOW-0001

PRODUCT	PART NUMBER	DESCRIPTION
Appliance Only	A49SO-APPLW	TrueAlert ES High-Fidelity Addressable Speaker Appliance Electronics, Wall-Mount, 25/70.7V, 1/4, 1/2, 1, 2watts (order mounting plate and cover separately)
	A49SO-APPLW-BA	TrueAlert ES High-Fidelity Addressable Speaker Appliance Electronics, Wall-Mount, 25/70.7V, 1/4, 1/2, 1, 2watts, BA (order mounting plate and cover separately)
	A49HF-APPLW	TrueAlert ES Addressable Speaker Appliance Electronics, Wall-Mount, 25/70.7V, 1/4, 1/2, 1, 2watts (order mounting plate and cover separately)
	A49HF-APPLW-BA	TrueAlert ES Addressable Speaker Appliance Electronics, Wall-Mount, 25/70.7V, 1/4, 1/2, 1, 2watts, BA (order mounting plate and cover separately)
Cover	A49SOC-WRFIRE	Cover, Red, "FIRE"
	A49SOC-WRALT	Cover, Red, "ALERT"
	A49SOC-WRFEU	Cover, Red, "FEU"
	A49SOC-WRBF	Cover, Red, "FEU/FIRE"
	A49SOC-WRBA	Cover, Red, "فَيْرَح/FIRE"
	A49SOC-WRBC	Cover, Red, "火警/FIRE"
	A49SOC-WRBLANK	Cover, Red, Blank
	A49SOC-WRS	Cover, Red, Logo Only
	A49SOC-WWFIRE	Cover, White, "FIRE"
	A49SOC-WWALT	Cover, White, "ALERT"
	A49SOC-WWFEU	Cover, White, "FEU"
	A49SOC-WWBF	Cover, White, "FEU/FIRE"
	A49SOC-WWBA	Cover, White, "فَيْرَح/FIRE"
	A49SOC-WWBC	Cover, White, "火警/FIRE"
	A49SOC-WWBLANK	Cover, White, Blank
	A49SOC-WWS	Cover, White, Logo Only
Mounting Plate	A49MP-SOWR	Mounting plate, Red
	A49SMP-SOWW	Mounting plate, White
Accessory	49WG-SOWR	Wire Guard, Wall-Mounted, Red with mounting plate, compatible with semiflush-mounting or surface mount boxes (surface mounting also requires wireguard back box in addition to surface-mounted back box)
	A49WPBB-SOWR	Back Box, Wall Surface-Mounted, Weatherproof, Red
	A49WPBB-SOWW	Back Box, Wall Surface-Mounted, Weatherproof, White

TRUEALERT ES ADDRESSABLE SPEAKER AND SPEAKER/STROBES

WALL MOUNTED



Addressable Speaker/Strobe

TrueAlert ES wall-mounted indoor addressable speaker/strobes are individually powered, addressed, and controlled from a fire alarm control unit IDNAC Signaling Line Circuit (SLC). Audio is supplied from a separate compatible Fire Alarm Control Unit audio NAC.

Datasheet: AC49SVW-0001

PRODUCT	PART NUMBER	DESCRIPTION
Appliance Only	A49HFV-APPLW	TrueAlert ES High-Fidelity Addressable Speaker/Strobe Appliance Electronics, Wall-Mount, 15/30/75/110/135/185cd, 25/70.7V, 1/4, 1/2, 1, 2watts (order mounting plate, cover, and optional colored lens separately)
	A49HFV-APPLW-BA	TrueAlert ES High-Fidelity Addressable Speaker/Strobe Appliance Electronics, Wall-Mount, 15/30/75/110/135/185cd,25/70.7V, 1/4, 1/2, 1, 2watts, BA (order mounting plate, cover, and optional colored lens separately)
	A49SV-APPLW	TrueAlert ES Addressable Speaker/Strobe Appliance Electronics, Wall-Mount, 15/30/75/110/135/185cd, 25/70.7V, 1/4, 1/2, 1, 2watts (order mounting plate, cover, and optional colored lens separately)
	A49SV-APPLW-BA	TrueAlert ES Addressable Speaker/Strobe Appliance Electronics, Wall-Mount, 15/30/75/110/135/185cd, 25/70.7V, 1/4, 1/2, 1, 2watts, BA (order mounting plate, cover, and optional colored lens separately)
Cover	A49SVC-WRFIRE	Cover, Red, "FIRE"
	A49SVC-WRALT	Cover, Red, "ALERT"
	A49SVC-WRFEU	Cover, Red, "FEU"
	A49SVC-WRBF	Cover, Red, "FEU/FIRE"
	A49SVC-WRBA	Cover, Red, "فَيْرَح/FIRE"
	A49SVC-WRBC	Cover, Red, "火警/FIRE"
	A49SVC-WRS	Cover, Red, Logo Only
	A49SVC-WWFIRE	Cover, White, "FIRE"
	A49SVC-WWALT	Cover, White, "ALERT"
	A49SVC-WWFEU	Cover, White, "FEU"
	A49SVC-WWBF	Cover, White, "FEU/FIRE"
	A49SVC-WWBA	Cover, White, "فَيْرَح/FIRE"
	A49SVC-WWBC	Cover, White, "火警/FIRE"
	A49SVC-WWS	Cover, White, Logo Only
Mounting Plate	A49MP-SVWR	Mounting plate, Red
	A49MP-SVWW	Mounting plate, White
Lens	A49LENS-AMBER	Amber Lens Only Kit
	A49LENS-BLUE	Blue Lens Only Kit
	A49LENS-GREEN	Greeen Lens Only Kit
	A49LENS-RED	Red Lens Only Kit
Accessory	49WGBB-SVWR-O	Wire Guard Back Box, Wall-Mounted, Red (used in addition to wire guard and surface-mounted back box)
	49WG-SVWCR	Wire Guard, Wall and Ceiling-Mounted, Red with mounting plate, compatible with semiflush-mounting or surface mount boxes (surface mounting also requires wireguard back box in addition to surface-mounted back box)
	A49WPBB-SVWR	Back Box, Wall Surface-Mounted, Weatherproof, Red
	A49WPBB-SVWW	Back Box, Wall Surface-Mounted, Weatherproof, White

TRUEALERT ES ADDRESSABLE SPEAKER AND SPEAKER/STROBES

CEILING MOUNTED



Addressable Speaker

TrueAlert ES ceiling-mounted indoor addressable speakers are individually powered, addressed, and controlled using the Fire Alarm Control Unit IDNAC Signaling Line Circuit (SLC). Audio is supplied using a separate compatible Fire Alarm Control Unit audio NAC.

Datasheet: AC49SOC-0001

PRODUCT	PART NUMBER	DESCRIPTION
Appliance Only	A49HF-APPLC	TrueAlert ES High-Fidelity Addressable Speaker Appliance Electronics, Ceiling-Mount, 25/70.7V, 1/4, 1/2, 1, 2watts (order cover separately)
	A49HF-APPLC-BA	TrueAlert ES High-Fidelity Addressable Speaker Appliance Electronics, Ceiling-Mount, 25/70.7V, 1/4, 1/2, 1, 2watts, BA (order cover separately)
	A49SO-APPLC	TrueAlert ES Addressable Speaker Appliance Electronics, Ceiling-Mount, 25/70.7V, 1/4, 1/2, 1, 2watts (order cover separately)
	A49SO-APPLC-BA	TrueAlert ES Addressable Speaker Appliance Electronics, Ceiling-Mount, 25/70.7V, 1/4, 1/2, 1, 2watts, BA (order cover separately)
Cover	A49SOC-CRFIRE	Cover, Red, "FIRE"
	A49SOC-CRALT	Cover, Red, "ALERT"
	A49SOC-CRS	Cover, Red, Logo Only
	A49SOC-CR	Cover, Red, Blank
	A49SOC-CWFIRE	Cover, White, "FIRE"
	A49SOC-CWALT	Cover, White, "ALERT"
	A49SOC-CWS	Cover, White, Logo Only
	A49SOC-CW	Cover, White, Blank
	A49SOC-CK	Cover, Black, Blank
Accessory	49WG-SOCR	Wire Guard, Ceiling Mounted, Red (mounts directly to ceiling for semiflush-mounted appliances)
	49WG-SOCR-O	Wire Guard, Ceiling-Mounted, Red (mounts directly to ceiling for surface-mounted appliances)
	A49WPBB-SOCR	Back Box, Ceiling Surface-Mounted, Weatherproof, Red
	A49WPBB-SOCW	Back Box, Ceiling Surface-Mounted, Weatherproof, White

TRUEALERT ES ADDRESSABLE SPEAKER AND SPEAKER/STROBES

CEILING MOUNTED



Addressable Speaker/Strobe

TrueAlert ES ceiling-mounted indoor addressable speaker/strobes are individually powered, addressed, and controlled using the fire alarm control unit (FACU) IDNAC signaling line circuit (SLC). Audio is supplied using a separate compatible Fire Alarm Control Unit audio NAC.

Datasheet: AC49SVC-0001

PRODUCT	PART NUMBER	DESCRIPTION
Appliance Only	A49HFV-APPLC	TrueAlert ES High-Fidelity Addressable Speaker/Strobe Appliance Electronics, Ceiling-Mount, 15/30/75/110cd, 25/70.7V, 1/4, 1/2, 1, 2watts (order cover separately)
	A49HFV-APPLC-BA	TrueAlert ES High-Fidelity Addressable Speaker/Strobe Appliance Electronics, Ceiling-Mount, 15/30/75/110cd, 25/70.7V, 1/4, 1/2, 1, 2watts, BA (order cover separately)
	A49HFVH-APLCA-BA	TrueAlert ES High-Fidelity Addressable Speaker/Strobe Appliance Electronics, Ceiling-Mount, High-Candela 110/135/185cd, 25/70.7V, 1/4, 1/2, 1, 2watts, Amber Lens, BA (order cover separately)
	A49HFVH-APLCB-BA	TrueAlert ES High-Fidelity Addressable Speaker/Strobe Appliance Electronics, Ceiling-Mount, High-Candela 110/135/185cd, 25/70.7V, 1/4, 1/2, 1, 2watts, Blue Lens, BA (order cover separately)
	A49HFVH-APPLC	TrueAlert ES High-Fidelity Addressable Speaker/Strobe Appliance Electronics, Ceiling-Mount, High-Candela 110/135/185cd, 25/70.7V, 1/4, 1/2, 1, 2watts (order cover separately)
	A49HFVH-APPLC-BA	TrueAlert ES High-Fidelity Addressable Speaker/Strobe Appliance Electronics, Ceiling-Mount, High-Candela 110/135/185cd, 25/70.7V, 1/4, 1/2, 1, 2watts, BA (order cover separately)
	A49SV-APPLC	TrueAlert ES Addressable Speaker/Strobe Appliance Electronics, Ceiling-Mount, 15/30/75/110cd, 25/70.7V, 1/4, 1/2, 1, 2watts (order cover separately)
	A49SV-APPLC-BA	TrueAlert ES Addressable Speaker/Strobe Appliance Electronics, Ceiling-Mount, 15/30/75/110cd, 25/70.7V, 1/4, 1/2, 1, 2watts, BA (order cover separately)
	A49SVH-APPLC	TrueAlert ES Addressable Speaker/Strobe Appliance Electronics, Ceiling-Mount, High-Candela 110/135/185cd, 25/70.7V, 1/4, 1/2, 1, 2watts (order cover separately)
	A49SVH-APPLC-BA	TrueAlert ES Addressable Speaker/Strobe Appliance Electronics, Ceiling-Mount, High-Candela 110/135/185cd, 25/70.7V, 1/4, 1/2, 1, 2watts, BA (order cover separately)
Cover	A49SVC-CRFIRE	Cover, Red, "FIRE"
	A49SVC-CRALT	Cover, Red, "ALERT"
	A49SVC-CRFEU	Cover, Red, "FEU"
	A49SVC-CRBF	Cover, Red, "FEU/FIRE"
	A49SVC-CRBA	Cover, Red, "فَيْرَح/FIRE"
	A49SVC-CRS	Cover, Red, Logo Only
	A49SVC-CWFIRE	Cover, White, "FIRE"
	A49SVC-CWALT	Cover, White, "ALERT"
	A49SVC-CWFEU	Cover, White, "FEU"
	A49SVC-CWBF	Cover, White, "FEU/FIRE"
	A49SVC-CWBA	Cover, White, "فَيْرَح/FIRE"
	A49SVC-CWS	Cover, White, Logo Only
	A49SVC-CK	Cover, Black, No Logo or Lettering
Accessory	49WGBB-SVCR-O	Wire Guard Back Box, Ceiling-Mounted, Red (used in addition to wire guard and surface-mounted back box)
	49WG-SVWCR	Wire Guard, Wall and Ceiling-Mounted, Red with mounting plate, compatible with semiflush-mounting or surface mount boxes (surface mounting also requires wireguard back box in addition to surface-mounted back box)
	A49WPBB-SVCR	Back Box, Ceiling Surface-Mounted, Weatherproof, Red
	A49WPBB-SVCW	Back Box, Ceiling Surface-Mounted, Weatherproof, White

TRUEALERT ES ADDRESSABLE SPEAKER AND SPEAKER/STROBES

WALL MOUNTED



Weatherproof Addressable Speaker

TrueAlert ES wall-mounted weatherproof addressable speakers are individually powered, addressed and controlled from a fire alarm control unit IDNAC Signaling Line Circuit (SLC). Audio is supplied from a separate compatible Fire Alarm Control Unit audio NAC.

Datasheet: AC49SOW-0001

PRODUCT	PART NUMBER	DESCRIPTION
Appliance Only	A49SO-APPLW-O	TrueAlert ES Addressable Speaker Appliance Electronics, Wall-Mount, Weatherproof, 25/70.7V, 1/4, 1/2, 1, 2watts (order back box, mounting plate, and cover separately)
	A49SOC-WRFIRE-O	Cover, Red, "FIRE"
	A49SOC-WRALT-O	Cover, Red, "ALERT"
Cover	A49SOC-WRFEU-O	Cover, Red, "FEU"
	A49SOC-WRBF-O	Cover, Red, "FEU/FIRE"
	A49SOC-WRBA-O	Cover, Red, "فَيْرَح/FIRE"
	A49SOC-WRBC-O	Cover, Red, "火警/FIRE"
	A49SOC-WRBLANK-O	Cover, Red, Blank
	A49SOC-WRS-O	Cover, Red, Logo Only
	A49SOC-WWFIRE-O	Cover, White, "FIRE"
	A49SOC-WWALT-O	Cover, White, "ALERT"
	A49SOC-WWFEU-O	Cover, White, "FEU"
	A49SOC-WWBF-O	Cover, White, "FEU/FIRE"
	A49SOC-WWBA-O	Cover, White, "فَيْرَح/FIRE"
	A49SOC-WWBC-O	Cover, White, "火警/FIRE"
	A49SOC-WWBLANK-O	Cover, White, Blank
	A49SOC-WWS-O	Cover, White, Logo Only
Mounting Plate	A49MP-SOWR	Mounting plate, Red
	A49MP-SOWW	Mounting plate, White
Back Box	A49WPBB-SOWR	Back Box, Wall Surface-Mounted, Weatherproof, Red
	A49WPBB-SOWW	Back Box, Wall Surface-Mounted, Weatherproof, White
Accessory	49WG-SOWR	Wire Guard, Wall-Mounted, Red with mounting plate, compatible with semiflush-mounting or surface mount boxes (surface mounting also requires wireguard back box in addition to surface-mounted back box)

TRUEALERT ES ADDRESSABLE SPEAKER AND SPEAKER/STROBES

WALL MOUNTED



Weatherproof Addressable Speaker/Strobe

TrueAlert ES wall-mounted weatherproof addressable speaker/strobes are individually powered, addressed, and controlled from a fire alarm control unit IDNAC Signaling Line Circuit (SLC). Audio is supplied from a separate compatible Fire Alarm Control Unit audio NAC.

Datasheet: AC49SVW-0001

PRODUCT	PART NUMBER	DESCRIPTION
Appliance Only	A49SV-APPLW-O	TrueAlert ES Addressable Speaker/Strobe Appliance Electronics, Wall-Mount, Weatherproof, 15/75/WP15/WP75/WP110/WP185cd, 25/70.7V, 1/4, 1/2, 1, 2watts (order back box, mounting plate, and cover separately)
	A49SV-APPLW-O-BA	TrueAlert ES Addressable Speaker/Strobe Appliance Electronics, Wall-Mount, Weatherproof, 15/75/WP15/WP75/WP110/WP185cd, 25/70.7V, 1/4, 1/2, 1, 2watts, BA (order back box, mounting plate, and cover separately)
Cover	A49SVC-WRFIRE-O	Cover, Red, "FIRE"
	A49SVC-WRALT-O	Cover, Red, "ALERT"
	A49SVC-WRFEU-O	Cover, Red, "FEU"
	A49SVC-WRBF-O	Cover, Red, "FEU/FIRE"
	A49SVC-WRBA-O	Cover, Red, "فَيْرَح/FIRE"
	A49SVC-WRBC-O	Cover, Red, "火警/FIRE"
	A49SVC-WRS-O	Cover, Red, Logo Only
	A49SVC-WWFIRE-O	Cover, White, "FIRE"
	A49SVC-WWALT-O	Cover, White, "ALERT"
	A49SVC-WWFEU-O	Cover, White, "FEU"
	A49SVC-WWBF-O	Cover, White, "FEU/FIRE"
	A49SVC-WWBA-O	Cover, White, "فَيْرَح/FIRE"
	A49SVC-WWBC-O	Cover, White, "火警/FIRE"
	A49SVC-WWS-O	Cover, White, Logo Only
Mounting Plate	A49MP-SVWR	Mounting plate, Red
	A49MP-SVWW	Mounting plate, White
Back Box	A49WPBB-SVWR	Back Box, Wall Surface-Mounted, Weatherproof, Red
	A49WPBB-SVWW	Back Box, Wall Surface-Mounted, Weatherproof, White
Accessory	49WGBB-SVWR-O	Wire Guard Back Box, Wall-Mounted, Red (used in addition to wire guard and surface-mounted back box)
	49WG-SVWCR	Wire Guard, Wall and Ceiling-Mounted, Red with mounting plate, compatible with semiflush-mounting or surface mount boxes (surface mounting also requires wireguard back box in addition to surface-mounted back box)



TRUEALERT ES ADDRESSABLE SPEAKER AND SPEAKER/STROBES

CEILING MOUNTED



Weatherproof Addressable Speaker

TrueAlert ES ceiling-mounted weatherproof addressable speakers are individually powered, addressed, and controlled using the Fire Alarm Control Unit IDNAC Signaling Line Circuit (SLC). Audio is supplied using a separate compatible Fire Alarm Control Unit audio NAC.

Datasheet: AC49SOC-0001

PRODUCT	PART NUMBER	DESCRIPTION
Appliance Only	A49SO-APPLC-O	TrueAlert ES Addressable Speaker Appliance Electronics, Ceiling-Mount, Weatherproof, 25/70.7V, 1/4, 1/2, 1, 2watts (order back box and cover separately)
	A49SO-APPLC-O-BA	TrueAlert ES Addressable Speaker Appliance Electronics, Ceiling-Mount, Weatherproof, 25/70.7V, 1/4, 1/2, 1, 2watts, BA (order back box and cover separately)
Cover	A49SOC-CRFIRE-O	Cover, Weatherproof, Red, "FIRE"
	A49SOC-CRALT-O	Cover, Weatherproof, Red, "ALERT"
	A49SOC-CRS-O	Cover, Weatherproof, Red, Logo Only
	A49SOC-CR-O	Cover, Weatherproof, Red, Blank
	A49SOC-CWFIRE-O	Cover, Weatherproof, White, "FIRE"
	A49SOC-CWALT-O	Cover, Weatherproof, White, "ALERT"
	A49SOC-CWS-O	Cover, Weatherproof, White, Logo Only
	A49SOC-CW-O	Cover, Weatherproof, White, Blank
Accessory	A49WPBB-SOCR	Back Box, Ceiling Surface-Mounted, Weatherproof, Red
	A49WPBB-SOCW	Back Box, Ceiling Surface-Mounted, Weatherproof, White
	49WG-SOCR-O	Wire Guard, Ceiling-Mounted, Red (mounts directly to ceiling for surface-mounted appliances)

TRUEALERT ES ADDRESSABLE SPEAKER AND SPEAKER/STROBES

CEILING MOUNTED



Weatherproof Addressable Speaker/Strobe

TrueAlert ES ceiling-mounted weatherproof addressable speaker/strobes are individually powered, addressed, and controlled using the fire alarm control unit (FACU) IDNAC signaling line circuit (SLC). Audio is supplied using a separate compatible Fire Alarm Control Unit audio NAC.

Datasheet: AC49SVC-0001

PRODUCT	PART NUMBER	DESCRIPTION
Appliance Only	A49SVH-APPLC-O	TrueAlert ES Addressable Speaker/Strobe Appliance Electronics, Ceiling-Mount, Weatherproof, High-Candela 110/135/185cd, 25/70.7V, 1/4, 1/2, 1, 2watts (order back box and cover separately)
	A49SVC-CRFIRE-O	Cover, Weatherproof, Red, "FIRE"
Cover	A49SVC-CRFIRE-O	Cover, Red, "FIRE"
	A49SVC-CRALT-O	Cover, Red, "ALERT"
	A49SVC-CRFEU-O	Cover, Red, "FEU"
	A49SVC-CRBF-O	Cover, Red, "FEU/FIRE"
	A49SVC-CRBA-O	Cover, Red, "فَيْرِدَح/FIRE"
	A49SVC-CRBC-O	Cover, Red, "火警/FIRE"
	A49SVC-CRS-O	Cover, Red, Logo Only
	A49SVC-CWFIRE-O	Cover, White, "FIRE"
	A49SVC-CWALT-O	Cover, White, "ALERT"
	A49SVC-CWFEU-O	Cover, White, "FEU"
	A49SVC-CWBF-O	Cover, White, "FEU/FIRE"
	A49SVC-CWBA-O	Cover, White, "فَيْرِدَح/FIRE"
	A49SVC-CWBC-O	Cover, White, "火警/FIRE"
	A49SVC-CWS-O	Cover, White, Logo Only
Back Box	A49WPBB-SVCR	Back Box, Ceiling Surface-Mounted, Weatherproof, Red
	A49WPBB-SVCW	Back Box, Ceiling Surface-Mounted, Weatherproof, White
Accessory	49WGBB-SVCR-O	Wire Guard Back Box, Ceiling-Mounted, Red (used in addition to wire guard and surface-mounted back box)
	49WG-SVWCR	Wire Guard, Wall and Ceiling-Mounted, Red with mounting plate, compatible with semiflush-mounting or surface mount boxes (surface mounting also requires wireguard back box in addition to surface-mounted back box)

TRUEALERT ES ADDRESSABLE MULTI-TONE HORNS AND CHIMES

WALL MOUNTED



Addressable Multi-Tone Horn

TrueAlert ES multi-tone horns are individually addressed audible notification appliances that receive power, supervision and control signals from a fire alarm control panel providing IDNAC Signaling Line Circuits (SLCs). 520 Hz tone is compliant with NFPA 72 Low Frequency Signal Requirements for Sleeping Areas. TrueAlert ES multi-tones addressable horns are available in red with white lettering and white with red lettering.

Datasheet: AC49MT-0001

PRODUCT	PART NUMBER	DESCRIPTION
Appliance Only	A49MT-APPLW	TrueAlert Addressable MultiTone Horn Appliance Electronics, Wall/Ceiling-Mount (order mounting plate and cover separately)
Cover	A49AOC-WRFIRE	Cover, Red, "FIRE"
	A49AOC-WRS	Cover, Red, Logo Only
	A49AOC-WWFIRE	Cover, White, "FIRE"
	A49AOC-WWS	Cover, White, Logo Only
Mounting Plate	A49MP-AVVOWR	Mounting plate, Red
	A49MP-AVVOWW	Mounting plate, White
Accessory	2975-9145	Mounting Box, Red (requires 4905-9931 Adapter Plate)
	A4905-9931	Adapter Plate, Red for mounting to Autocall 2975-9145 Box (typically for retrofit, mount vertical or horizontal)
	A4905-9937	Adapter Skirt, Surface-Mount, Red
	A4905-9940	Adapter Skirt, Surface-Mount, White

TRUEALERT ES ADDRESSABLE MULTI-TONE HORNS AND CHIMES

WALL MOUNTED



Addressable Multi-Tone Horn/Strobe

TrueAlert ES addressable multi-tone horn/strobes are individually addressed audible/visible notification appliances that receive power, supervision, and control signals from a fire alarm control panel providing IDNAC Signaling Line Circuits (SLCs). 520 Hz tone is compliant with NFPA 72 Low Frequency Signal Requirements for Sleeping Areas. TrueAlert ES multi-tone addressable A/Vs are available in red with white lettering and white with red lettering.

Datasheet: AC49MTV-0001

PRODUCT	PART NUMBER	DESCRIPTION
Appliance Only	A49MTV-APPLW	TrueAlert Addressable MultiTone Horn/Strobe Appliance Electronics, Wall-Mount, 15/30/75/110/135/185cd (order mounting plate and cover separately)
Cover	A49AVC-WRFIRE	Cover, Red, "FIRE"
	A49AVC-WRALT	Cover, Red, "ALERT"
	A49AVC-WRS	Cover, Red, Logo Only
	A49AVC-WWFIRE	Cover, White, "FIRE"
	A49AVC-WWALT	Cover, White, "ALERT"
	A49AVC-WWS	Cover, White, Logo Only
Mounting Plate	A49MP-AVVOWR	Mounting plate, Red
	A49MP-AVVOWW	Mounting plate, White
Accessory	2975-9145	Mounting Box, Red (requires 4905-9931 Adapter Plate)
	A4905-9931	Adapter Plate, Red for mounting to Autocall 2975-9145 Box (typically for retrofit, mount vertical or horizontal)
	A4905-9937	Adapter Skirt, Surface-Mount, Red
	A4905-9940	Adapter Skirt, Surface-Mount, White

TRUEALERT ES ADDRESSABLE MULTI-TONE HORNS AND CHIMES

WALL MOUNTED



Addressable Chime

TrueAlert ES addressable chimes are individually addressed audible notification appliances that receive power, supervision, and control signals from a fire alarm control panel providing IDNAC Signaling Line Circuits (SLCs).

Datasheet: AC49CHO-0001

PRODUCT	PART NUMBER	DESCRIPTION
Appliance Only	A49CHO-APPLW	TrueAlert ES Addressable Chime Appliance Electronics, Wall-Mount (order mounting plate and cover separately)
Cover	A49AOC-WRFIRE	Cover, Red, "FIRE"
	A49AOC-WRS	Cover, Red, Logo Only
	A49AOC-WWFIRE	Cover, White, "FIRE"
	A49AOC-WWS	Cover, White, Logo Only
Mounting Plate	A49MP-AVVOWR	Mounting plate, Red
	A49MP-AVVOWW	Mounting plate, White
Accessory	2975-9145	Mounting Box, Red (requires 4905-9931 Adapter Plate)
	A4905-9931	Adapter Plate, Red for mounting to Autocall 2975-9145 Box (typically for retrofit, mount vertical or horizontal)
	A4905-9937	Adapter Skirt, Surface-Mount, Red
	A4905-9940	Adapter Skirt, Surface-Mount, White
	4905-9961	Wire guard, Red with mounting plate, compatible with semi-flush mounting or surface mount boxes

TRUEALERT ES ADDRESSABLE MULTI-TONE HORNS AND CHIMES

WALL MOUNTED



Addressable Chime/Strobe

TrueAlert ES addressable chime/strobes are individually addressed audible/visible notification appliances that receive power, supervision, and control signals from a fire alarm control panel providing IDNAC Signaling Line Circuits (SLCs).

Datasheet: AC49CHV-0001

PRODUCT	PART NUMBER	DESCRIPTION
Appliance Only	A49CHV-APPLW	TrueAlert ES Addressable Chime/Strobe Appliance Electronics, Wall-Mount, 15/30/75/110/135/185cd (order mounting plate and cover separately)
Cover	A49AVC-WRFIRE	Cover, Red, "FIRE"
	A49AVC-WRS	Cover, Red, Logo Only
	A49AVC-WWFIRE	Cover, White, "FIRE"
	A49AVC-WWS	Cover, White, Logo Only
Mounting Plate	A49MP-AVVOWR	Mounting plate, Red
	A49MP-AVVOWW	Mounting plate, White
Accessory	2975-9145	Mounting Box, Red (requires 4905-9931 Adapter Plate)
	A4905-9931	Adapter Plate, Red for mounting to Autocall 2975-9145 Box (typically for retrofit, mount vertical or horizontal)
	A4905-9937	Adapter Skirt, Surface-Mount, Red
	A4905-9940	Adapter Skirt, Surface-Mount, White
	4905-9961	Wire guard, Red with mounting plate, compatible with semi-flush mounting or surface mount boxes

TRUEALERT ES LED ADDRESSABLE HORNS, STROBES AND HORN/STROBES

WALL MOUNTED



LED Addressable Horn

TrueAlert ES LED horns are individually addressed audible notification appliances that receive power, supervision and control signals from a fire alarm control panel providing IDNAC Signaling Line Circuits (SLCs). TrueAlert ES LED Addressable Horns are available in red with white lettering and white with red lettering.

Datasheet: AC59AO-0002

PRODUCT	PART NUMBER	DESCRIPTION
Appliance Only	A59AO-APPLWR	TrueAlert ES LED Addressable Horn Appliance Electronics, Wall-Mount, Red (order cover separately)
	A59AO-APPLWW	TrueAlert ES LED Addressable Horn Appliance Electronics, Wall-Mount, White (order cover separately)
Cover	A59AOC-WRF	Cover, Red, "FIRE"
	A59AOC-WRS	Cover, Red, Logo Only
	A59AOC-WRFQB	Cover, Red, "FEU/FIRE"
	A59AOC-WWF	Cover, White, "FIRE"
	A59AOC-WWS	Cover, White, Logo Only
	A59AOC-WWFQB	Cover, White, "FEU/FIRE"

TRUEALERT ES LED ADDRESSABLE HORNS, STROBES AND HORN/STROBES

WALL MOUNTED



LED Addressable Strobe

TrueAlert ES LED addressable strobes are individually addressed visible notification appliances that receive power, supervision, and control signals from a B335 fire alarm control unit providing IDNAC Signaling Line Circuits (SLCs). TrueAlert ES LED Addressable Strobes are available in red with white lettering and white with red lettering.

Datasheet: AC59VO-0002

PRODUCT	PART NUMBER	DESCRIPTION
Appliance Only	A59VO-APPLWR	TrueAlert ES LED Addressable Strobe Appliance Electronics, Wall-Mount, 15/30/75cd, Red (order cover separately)
	A59VO-APPLWRH	TrueAlert ES LED Addressable Strobe Appliance Electronics, Wall-Mount, High-Candela 110/135/186cd, Red (order cover separately)
	A59VO-APPLWW	TrueAlert ES LED Addressable Strobe Appliance Electronics, Wall-Mount, 15/30/75cd, White (order cover separately)
	A59VO-APPLWWH	TrueAlert ES LED Addressable Strobe Appliance Electronics, Wall-Mount, High-Candela 110/135/186cd, White (order cover separately)
Cover	A59VOC-WRF	Cover, Red, "FIRE"
	A59VOC-WRA	Cover, Red, "ALERT"
	A59VOC-WRS	Cover, Red, Logo Only
	A59VOC-WWF	Cover, White, "FIRE"
	A59VOC-WWA	Cover, White, "ALERT"
	A59VOC-WWS	Cover, White, Logo Only



TRUEALERT ES LED ADDRESSABLE HORNS, STROBES AND HORN/STROBES

WALL MOUNTED



LED Addressable Horn/Strobe

TrueAlert ES LED addressable horn/strobes are individually addressed audible/visible notification appliances that receive power, supervision and control signals from a B349 fire alarm control unit providing IDNAC Signaling Line Circuits (SLCs). TrueAlert ES LED Addressable A/Vs are available in red with white lettering and white with red lettering.

Datasheet: AC59AV-0002

PRODUCT	PART NUMBER	DESCRIPTION
Appliance Only	A59AV-APPLWR	TrueAlert ES LED Addressable Horn/Strobe Appliance Electronics, Wall-Mount, 15/30/75cd, Red (order cover separately)
	A59AV-APPLWRH	TrueAlert ES LED Addressable Horn/Strobe Appliance Electronics, Wall-Mount, High-Candela 110/135/186cd, Red (order cover separately)
	A59AV-APPLWW	TrueAlert ES LED Addressable Horn/Strobe Appliance Electronics, Wall-Mount, 15/30/75cd, White (order cover separately)
	A59AV-APPLWWH	TrueAlert ES LED Addressable Horn/Strobe Appliance Electronics, Wall-Mount, High-Candela 110/135/186cd, White (order cover separately)
Cover	A59AVC-WRF	Cover, Red, "FIRE"
	A59AVC-WRA	Cover, Red, "ALERT"
	A59AVC-WRS	Cover, Red, Logo Only
	A59AVC-WWF	Cover, White, "FIRE"
	A59AVC-WWA	Cover, White, "ALERT"
	A59AVC-WWS	Cover, White, Logo Only

TRUEALERT ES LED ADDRESSABLE HORNS, STROBES AND HORN/STROBES

WALL MOUNTED



Weatherproof LED Addressable Horn

TrueAlert ES 59 Series (Weatherproof LED) addressable horns (Weatherproof LED) are individually addressed audible notification appliances that receive power, supervision, and control signals from a fire alarm control panel providing IDNAC Signaling Line Circuits (SLCs). TrueAlert ES 59AO Series Addressable Horns are Available in Red with White Lettering and White with Red Lettering.

Datasheet: AC59AO-0002

PRODUCT	PART NUMBER	DESCRIPTION
Appliance Only	A59AO-APPLWR-O	TrueAlert ES LED Addressable Horn Appliance Electronics, Wall-Mount, Weatherproof, Red (order back box and cover separately)
	A59AO-APPLWW-O	TrueAlert ES LED Addressable Horn Appliance Electronics, Wall-Mount, Weatherproof, White (order back box and cover separately)
Cover	A59AOC-WRFO	Cover, Weatherproof, Red, "FIRE"
	A59AOC-WRSO	Cover, Weatherproof, Red, Logo Only
	A59AOC-WWFO	Cover, Weatherproof, White, "FIRE"
	A59AOC-WWSO	Cover, Weatherproof, White, Logo Only
Back Box	59WPBB-WR	Back Box, Surface-Mounted, Weatherproof, Red. Surface mount weatherproof single-gang mounting box, includes weatherproof gasket and painted versions of model 7219K23 (below)
	59WPBB-WW	Back Box, Surface-Mounted, Weatherproof, White. Surface mount weatherproof single-gang mounting box, includes weatherproof gasket and painted versions of model 7219K23 (below).
	7219K23	Back Box, Surface-Mounted, Weatherproof, Gray.
	7219K5	Blank cover with weatherproof gasket, Gray

TRUEALERT ES LED ADDRESSABLE HORNS, STROBES AND HORN/STROBES

WALL MOUNTED



Weatherproof LED Addressable Strobe

TrueAlert ES LED Weatherproof Addressable Strobes provide visible-only notification for indoor and outdoor, extended temperature and extended humidity applications. They are individually addressed and receive power, supervision, and control signals from a fire alarm control panel IDNAC Signaling Line Circuits (SLCs). LED and xenon tube strobes require operation on separate IDNAC channels. TrueAlert ES LED Addressable Strobes are available in red with white lettering and white with red lettering.

Datasheet: AC59WP-0002

PRODUCT	PART NUMBER	DESCRIPTION
Appliance Only	A59VO-APPLWRH-O	TrueAlert ES LED Addressable Strobe Appliance Electronics, Wall-Mount, Weatherproof, High-Candela 110, 135, 185cd, Red (order back box and cover separately)
	A59VO-APPLWR-O	TrueAlert ES LED Addressable Strobe Appliance Electronics, Wall-Mount, Weatherproof, 20/30/75cd, Red (order back box and cover separately)
	A59VO-APPLWWH-O	TrueAlert ES LED Addressable Strobe Appliance Electronics, Wall-Mount, Weatherproof, High-Candela 110, 135, 185cd, White (order back box and cover separately)
	A59VO-APPLWW-O	TrueAlert ES LED Addressable Strobe Appliance Electronics, Wall-Mount, Weatherproof, 20/30/75cd, White (order back box and cover separately)
Cover	A59VOC-WRFO	Cover, Weatherproof, Red, "FIRE"
	A59VOC-WRAO	Cover, Weatherproof, Red, "ALERT"
	A59VOC-WRSO	Cover, Weatherproof, Red, Logo Only
	A59VOC-WWFO	Cover, Weatherproof, White, "FIRE"
	A59VOC-WWAO	Cover, Weatherproof, White, "ALERT"
	A59VOC-WWSO	Cover, Weatherproof, White, Logo Only
Back Box	59WPBB-WR	"Back Box, Surface-Mounted, Weatherproof, Red. Surface mount weatherproof single-gang mounting box, includes weatherproof gasket and painted versions of model 7219K23 (below)"
	59WPBB-WW	"Back Box, Surface-Mounted, Weatherproof, White. Surface mount weatherproof single-gang mounting box, includes weatherproof gasket and painted versions of model 7219K23 (below)."
	7219K23	Back Box, Surface-Mounted, Weatherproof, Gray.
	7219K5	Blank cover with weatherproof gasket, Gray

TRUEALERT ES LED ADDRESSABLE HORNS, STROBES AND HORN/STROBES

WALL MOUNTED



Weatherproof LED Addressable Horn/Strobe

TrueAlert ES LED Weatherproof Addressable Horn/Strobes provide audible/visible notification for indoor and outdoor, extended temperature and extended humidity applications. They are individually addressed and receive power, supervision, and control signals from a fire alarm control panel IDNAC Signaling Line Circuits (SLCs). LED and xenon tube strobes require operation on separate IDNAC channels. TrueAlert ES LED Addressable Horns/Strobes are available in red with white lettering and white with red lettering.

Datasheet: AC59WP-0002

PRODUCT	PART NUMBER	DESCRIPTION
Appliance Only	A59AV-APPLWRH-O	TrueAlert ES LED Addressable Horn/Strobe Appliance Electronics, Wall-Mount, Weatherproof,High-Candela 110, 135, 185cd, Red (order back box and cover separately)
	A59AV-APPLWR-O	TrueAlert ES LED Addressable Horn/Strobe Appliance Electronics, Wall-Mount, Weatherproof, 20/30/75cd, Red (order back box and cover separately)
	A59AV-APPLWWH-O	"TrueAlert ES LED Addressable Horn/Strobe Appliance Electronics, Wall-Mount, Weatherproof, High-Candela 110, 135, 185cd, White (order back box and cover separately)"
	A59AV-APPLWW-O	TrueAlert ES LED Addressable Horn/Strobe Appliance Electronics, Wall-Mount, Weatherproof,20/30/75cd, White (order back box and cover separately)
Cover	A59AVC-WRFO	Cover, Weatherproof, Red, "FIRE"
	A59AVC-WRAO	Cover, Weatherproof, Red, "ALERT"
	A59AVC-WRSO	Cover, Weatherproof, Red, Logo Only
	A59AVC-WWFO	Cover, Weatherproof, White, "FIRE"
	A59AVC-WWAO	Cover, Weatherproof, White, "ALERT"
	A59AVC-WWSO	Cover, Weatherproof, White, Logo Only
Back Box	59WPBB-WR	"Back Box, Surface-Mounted, Weatherproof, Red. Surface mount weatherproof single-gang mounting box, includes weatherproof gasket and painted versions of model 7219K23 (below)"
	59WPBB-WW	"Back Box, Surface-Mounted, Weatherproof, White. Surface mount weatherproof single-gang mounting box, includes weatherproof gasket and painted versions of model 7219K23 (below)."
	7219K23	Back Box, Surface-Mounted, Weatherproof, Gray.
	7219K5	Blank cover with weatherproof gasket, Gray

TRUEALERT ADDRESSABLE STROBES

WALL MOUNTED



Addressable Dual-Strobe

Multi-Candela TrueAlert addressable combination strobes are individually addressed and individually controlled with power, supervision, and control supplied from a fire alarm control panel providing IDNAC Signaling Line Circuits (SLCs). A single assembly provides an amber lens strobe for non-fire alarm, alert notification for use with Emergency Communications Systems, and a clear lens strobe for fire alarm notification.

Datasheet: AC4906-0009

PRODUCT	PART NUMBER	DESCRIPTION
Appliance (Complete)	A4906-9208	TrueAlert Multi-Candela Dual-Strobe, Wall-Mount, 15/30/75/110cd, Top Strobe: Amber Lens, "ALERT", Lower Strobe: Clear Lens, "FIRE", Red
	A4906-9211	TrueAlert Multi-Candela Dual-Strobe, Wall-Mount, 15/30/75/110cd, Top Strobe: Amber Lens, "ALERT", Lower Strobe: Clear Lens, "FIRE", White
Accessory	A4905-9837	Adapter Skirt, Surface-Mount, Red
	A4905-9847	Adapter Skirt, Surface-Mount, White

TRUEALERT ADDRESSABLE STROBES

CEILING MOUNTED



Multi-Candela Addressable Strobe

Multi-Candela TrueAlert Addressable Strobes provide convenient installation to standard electrical boxes. The strobe is individually addressed and individually controlled with power, supervision, and control supplied from a fire alarm control panel providing IDNAC Signaling Line Circuits (SLCs).

Datasheet: AC4906-0004

PRODUCT	PART NUMBER	DESCRIPTION
Appliance (Complete)	A4906-9202	TrueAlert Multi-Candela Addressable Strobe, Ceiling-Mount, 15/30/75/110cd, Red, "FIRE"
	A4906-9204	TrueAlert Multi-Candela Addressable Strobe, Ceiling-Mount, 15/30/75/110cd, White, "FIRE"
Accessory	4905-9910	Adapter Plate for mounting to Wiremold Box or handy electrical box (typically surface applications)

TRUEALERT ADDRESSABLE STROBES

CEILING MOUNTED



Multi-Candela Addressable Horn/Strobe

Multi-Candela TrueAlert addressable horn/strobes provide convenient installation to standard electrical boxes. Operation is individually addressed and individually controlled with power, supervision, and control supplied from a fire alarm control panel providing IDNAC Signaling Line Circuits (SLCs).

Datasheet: AC4906-0005

PRODUCT	PART NUMBER	DESCRIPTION
Appliance (Complete)	A4906-9228	TrueAlert Multi-Candela Horn/Strobe, Ceiling-Mount, 15/30/75/110cd, Red, "FIRE"
	A4906-9230	TrueAlert Multi-Candela Horn/Strobe, Ceiling-Mount, 15/30/75/110cd, White, "FIRE"
Accessory	A4905-9915	Adapter Skirt, White for mounting to 1 1/2 inch deep electrical box
	A4905-9916	Adapter Skirt, Red for mounting to 1 1/2 inch deep electrical box
	4905-9927	Wire Guard, Red, Semi-Flush Mounting (requires 4905-9928 mounting plate for 4905-9923, -9924, and -9145 boxes)

TRUEALERT NON-ADDRESSABLE SPEAKER/ADDRESSABLE STROBES

WALL MOUNTED



Non-Addressable Speaker/Addressable Strobe

The multi-candela TrueAlert Non-addressable Speaker/Addressable Strobe provides convenient installation to standard electrical boxes with extensions. The strobe is individually addressed and individually controlled with power, supervision and control supplied from fire alarm control units providing IDNAC Signaling Line Circuits (SLCs).

Datasheet: AC4906-0006

PRODUCT	PART NUMBER	DESCRIPTION
Appliance (Complete)	A4906-9251	TrueAlert Addressable Multi-Candela Speaker/Strobe, Wall-Mount, 15/30/75/110cd, 25/70.7V, 1/4, 1/2, 1, 2watts, White, "FIRE", UL, ULC, FM
	A4906-9253	TrueAlert Addressable Multi-Candela Speaker/Strobe, Wall-Mount, 15/30/75/110cd, 25/70.7V, 1/4, 1/2, 1, 2watts, Red, "FIRE", UL, ULC, FM
Cover	A4905-9996	Cover, Red, "FIRE"
	A4905-9997	Cover, White, "FIRE"
Accessory	2975-9145	Mounting Box, Red (requires 4905-9903 Adapter Plate)
	A4905-9903	Adapter Plate for mounting to 2975-9145 back box
	A4905-9946	Adapter Skirt, Red for mounting to 1 1/2 inch deep electrical box
	A4905-9947	Adapter Skirt, White for mounting to 1 1/2 inch deep electrical box
	A4905-9996	Red wall mount S/V replacement cover with white FIRE lettering
	A4905-9997	White wall mount S/V replacement cover with red FIRE lettering



TRUEALERT NON-ADDRESSABLE SPEAKER/ADDRESSABLE STROBES

CEILING MOUNTED



Non-Addressable Speaker/Addressable Strobe

The multi-candela TrueAlert Non-addressable Speaker/Addressable Strobe provides convenient installation to standard electrical boxes with extensions. The strobe is individually addressed and individually controlled with power, supervision, and control supplied from fire alarm control units providing IDNAC Signaling Line Circuits (SLCs).

Datasheet: AC4906-0006

PRODUCT	PART NUMBER	DESCRIPTION
Appliance (Complete)	A4906-9254	TrueAlert Addressable Multi-Candela Speaker/Strobe, Ceiling-Mount, 15/30/75/110cd, 25/70.7V, 1/4, 1/2, 1, 2watts, White, "FIRE", UL, FM
	A4906-9255	TrueAlert Addressable Multi-Candela Speaker/Strobe, Ceiling-Mount, 15/30/75/110cd, 25/70.7V, 1/4, 1/2, 1, 2watts, White, Blank, UL, FM
	A4906-9256	TrueAlert Addressable Multi-Candela Speaker/Strobe, Ceiling-Mount, 15/30/75/110cd, 25/70.7V, 1/4, 1/2, 1, 2watts, White, "ALERT", UL, FM
	A4906-9257	TrueAlert Addressable Multi-Candela Speaker/Strobe, Ceiling-Mount, 15/30/75/110cd, 1/4, 1/2, 1, 2watts, Red, "FIRE", ULC
Accessory	2905-9946	Tile Bridge, Suspended Ceiling 2ft by 4ft tile size installation

TRUEALERT ADDRESSABLE MODULES

Addressable Isolator+Module

Isolator + modules provide short circuit isolation for TrueAlert addressable notification appliance wiring.

Datasheet: AC4905-0001

PRODUCT	PART NUMBER	DESCRIPTION
Module	A4905-9929	TrueAlert Addressable Isolator+ Module, mounts in 4" (102mm) square, 2-1/8" (54mm) minimum depth electrical box

TRUEALERT ADDRESSABLE MODULES

Addressable Adapter Module

Converts a single TrueAlert addressable notification address into separate 24 VDC audible and visible notification outputs.

Datasheet: AC4905-0004

PRODUCT	PART NUMBER	DESCRIPTION
Module	A4905-9816	TrueAlert Addressable Adapter Module, mounts in 4-11/16" (119mm) square, 2" (51mm) minimum depth electrical box, requires surface or flush mount cover plate
Accessory	A4081-9008	End-of-Line Resistor Harness (ref. 733-894); 10 kΩ, ½ W; two required, one each for audible and visible output
	A4905-9817	Cover Plate, Surface Mount, Beige
	A4905-9818	Cover Plate, Flush Mount, Beige

TRUEALERT NON-ADDRESSABLE HORNS, STROBES AND HORN/STROBES

WALL MOUNTED



Non-Addressable Horn

TrueAlert Non-Addressable Horn model A4901-9820 is an audible notification appliance with a loud and penetrating, harmonically rich sound that can be controlled either directly from a standard NAC (free-run operation mode) or by SmartSync two-wire operation mode.

Datasheet: AC4901-0010

PRODUCT	PART NUMBER	DESCRIPTION
Appliance (Complete)	A4901-9820	TrueAlert Non-Addressable Horn, Free-Run/SmartSync, Red, Logo Only
Cover	A4905-9988	Cover, Red, "FIRE" (for replacement if required)
	A4905-9989	Cover, White, "FIRE" (for replacement if required)
Accessory	2975-9145	Mounting Box, Red (requires 4905-9931 Adapter Plate)
	A4905-9931	Adapter Plate, Red for mounting to Simplex 2975-9145 Box (typically for retrofit, mount vertical or horizontal)
	A4905-9937	Adapter Skirt, Surface-Mount, Red
	A4905-9938	SmartSync Control Module
	A4905-9940	Adapter Skirt, Surface-Mount, White
	A4905-9838	"Optional Sound Damper; package of 20 field installed adhesive backed horn output attenuator"

TRUEALERT NON-ADDRESSABLE HORNS, STROBES AND HORN/STROBES

WALL MOUNTED



Non-Addressable Mini-Horn

Mini-horns provide a loud and penetrating notification sound controlled by SmartSync two-wire operation. The compact package allows mounting in a variety of convenient locations. An output level switch allows selection of low or high sound output as required for the location.

Datasheet: AC4901-0013

PRODUCT	PART NUMBER	DESCRIPTION
Appliance (Complete)	A4901-9858	Non-Addressable Mini-Horn, SmartSYNC, Red, Blank
	A4901-9859	Non-Addressable Mini-Horn, SmartSYNC, White, Blank
Accessory	A4905-9938	SmartSync Control Module

TRUEALERT NON-ADDRESSABLE HORNS, STROBES AND HORN/STROBES

WALL MOUNTED



Multi-Candela, Non-Addressable Strobe

TrueAlert multi-candela high intensity appliances provide convenient installation to standard electrical boxes. They are both impact- and vandal-resistant and provide a convenient strobe intensity selection. Since each model can be selected for strobe intensity output, onsite model inventory is minimized and changes encountered during construction can be easily accommodated. Wall mount strobe housings are a one-piece assembly (including lens) that mounts to a single or double gang or 4" square standard electrical box.

Datasheet: AC4906-0001 / AC4906-0011 / AC4906-0008

PRODUCT	PART NUMBER	DESCRIPTION
Appliance (Complete)	A4906-9101	TrueAlert Multi-Candela Strobe, Wall-Mount, 15/30/75/110cd, Red, "FIRE"
	A4906-9103	TrueAlert Multi-Candela Strobe, Wall-Mount, 15/30/75/110cd, White, "FIRE"
	A4906-9107	TrueAlert Multi-Candela Strobe, Wall-Mount, 15/30/75/110cd, White, Amber Lens, "ALERT"
	A4906-9108	TrueAlert Multi-Candela Strobe, Wall-Mount, 15/30/75/110cd, Red, Amber Lens, "ALERT"
	A4906-9109	TrueAlert Multi-Candela Strobe, Wall-Mount, High-Candela 135/177/185cd, Red, "FIRE"
	A4906-9111	TrueAlert Multi-Candela Strobe, Wall-Mount, High-Candela 135/177/185cd, White, "FIRE"
Cover	A4905-9992	Red cover with white "FIRE" lettering
	A4905-9993	White cover with red "FIRE" lettering
Accessory	2975-9145	Mounting Box, Red (requires 4905-9931 Adapter Plate)
	A4905-9914	Synchronized Flash Module (Class B), 2 amps
	A4905-9922	Synchronized Flash Module (Class A), 2 amps
	A4905-9931	Adapter Plate, Red for mounting to Autocall 2975-9145 Box (typically for retrofit, mount vertical or horizontal)
	A4905-9937	Adapter Skirt, Surface-Mount, Red
	A4905-9938	SmartSync Control Module
	A4905-9940	Adapter Skirt, Surface-Mount, White
	4905-9961	Wire guard, Red with mounting plate, compatible with semi-flush mounting or surface mount boxes

TRUEALERT NON-ADDRESSABLE HORNS, STROBES AND HORN/STROBES

WALL MOUNTED



Multi-Candela, Non-Addressable Horn/Strobe

TrueAlert multi-candela horn and synchronized strobe provide convenient installation to standard electrical boxes. The enclosure designs are both impact- and vandal-resistant and provide a convenient strobe intensity selection. Wall-mount strobe housings are a one-piece assembly (including lens) that mounts to a single or double gang or 4" square standard electrical box.

Datasheet: AC4906-0002 / AC4906-0011

PRODUCT	PART NUMBER	DESCRIPTION
Appliance (Complete)	A4906-9127	TrueAlert Multi-Candela Horn/Strobe, Wall-Mount, 15/30/75/110cd, Red, "FIRE"
	A4906-9129	TrueAlert Multi-Candela Horn/Strobe, Wall-Mount, 15/30/75/110cd, White, "FIRE"
	A4906-9139	TrueAlert Multi-Candela Horn/Strobe, Wall-Mount, High-Candela 135/177/185cd, Red, "FIRE"
	A4906-9141	TrueAlert Multi-Candela Horn/Strobe, Wall-Mount, High-Candela 135/177/185cd, White, "FIRE"
Cover	A4905-9994	Red cover with white "FIRE" lettering
	A4905-9995	White cover with red "FIRE" lettering
Accessory	2975-9145	Mounting Box, Red (requires 4905-9931 Adapter Plate)
	A4905-9931	Adapter Plate, Red for mounting to Autocall 2975-9145 Box (typically for retrofit, mount vertical or horizontal)
	A4905-9937	Adapter Skirt, Surface-Mount, Red
	A4905-9938	SmartSync Control Module
	A4905-9940	Adapter Skirt, Surface-Mount, White
	4905-9961	Wire guard, Red with mounting plate, compatible with semi-flush mounting or surface mount boxes

TRUEALERT NON-ADDRESSABLE HORNS, STROBES AND HORN/STROBES

CEILING MOUNTED



Non-Addressable Strobe

TrueAlert multi-candela high intensity appliances provide convenient installation to standard electrical boxes. They are both impact- and vandal-resistant and provide a convenient strobe intensity selection. Since each model can be selected for strobe intensity output, onsite model inventory is minimized and changes encountered during construction can be easily accommodated. Ceiling-mounted strobes install using standard single-gang electrical boxes. Color choice is determined by model number.

Datasheet: AC4906-0001 / AC4906-0011

PRODUCT	PART NUMBER	DESCRIPTION
Appliance (Complete)	A4906-9102	TrueAlert Multi-Candela Strobe, Ceiling-Mount, 15/30/75/110cd, Red, "FIRE"
	A4906-9104	TrueAlert Multi-Candela Strobe, Ceiling-Mount, 15/30/75/110cd, White, "FIRE"
	A4906-9110	TrueAlert Multi-Candela Strobe, Ceiling-Mount, High-Candela 135/177/185cd, Red, "FIRE"
	A4906-9112	TrueAlert Multi-Candela Strobe, Ceiling-Mount, High-Candela 135/177/185cd, White, "FIRE"
Accessory	4905-9910	Adapter Plate for mounting to Wiremold Box or handy electrical box (typically surface applications)
	A4905-9914	Synchronized Flash Module (Class B), 2 amps
	A4905-9915	Adapter Skirt, White for mounting to 1 1/2 inch deep electrical box
	A4905-9916	Adapter Skirt, Red for mounting to 1 1/2 inch deep electrical box
	A4905-9922	Synchronized Flash Module (Class A), 2 amps
	A4905-9938	SmartSync Control Module
	4905-9926	Red wire guard with mounting plate, Ceiling mount



TRUEALERT NON-ADDRESSABLE HORNS, STROBES AND HORN/STROBES

CEILING MOUNTED



Non-Addressable Horn/Strobe

TrueAlert multi-candela horn and synchronized strobe provide convenient installation to standard electrical boxes. The enclosure designs are both impact- and vandal-resistant and provide a convenient strobe intensity selection. Since each model can be selected for strobe intensity output, on-site model inventory is minimized and changes encountered during construction can be easily accommodated.

Datasheet: AC4906-0002 / S4906-0011

PRODUCT	PART NUMBER	DESCRIPTION
Appliance (Complete)	A4906-9128	TrueAlert Multi-Candela Horn/Strobe, Ceiling-Mount, 15/30/75/110cd, Red, "FIRE"
	A4906-9130	TrueAlert Multi-Candela Horn/Strobe, Ceiling-Mount, 15/30/75/110cd, White, "FIRE"
	A4906-9140	TrueAlert Multi-Candela Horn/Strobe, Ceiling-Mount, High-Candela 135/177/185cd, Red, "FIRE"
	A4906-9142	TrueAlert Multi-Candela Horn/Strobe, Ceiling-Mount, High-Candela 135/177/185cd, White, "FIRE"
Accessory	A4905-9838	Sound Damper (optional), 20 per package, field installed adhesive backed horn output attenuator, reduces output 6-6 dbA (after installation measure sound level to ensure compliance with applicable code)
	A4905-9915	Adapter Skirt, White for mounting to 1 1/2 inch deep electrical box
	A4905-9916	Adapter Skirt, Red for mounting to 1 1/2 inch deep electrical box
	4905-9927	Wire Guard, Red, Semi-Flush Mounting (requires 4905-9928 mounting plate for 4905-9923, -9924, and -9145 boxes)
	4905-9928	Red Adapter Plate, required to mount guard to surface mounted electrical box

TRUEALERT NON-ADDRESSABLE HORNS, STROBES AND HORN/STROBES

WALL MOUNTED



Non-Addressable Weatherproof Strobe

TrueAlert weatherproof multi-candela appliances provide Visible Only (V/O) SmartSync operation for indoor and outdoor, extended temperature and extended humidity applications. The enclosures are impact- and vandal-resistant and provide a convenient strobe intensity selection.

Datasheet: AC4906-0010

PRODUCT	PART NUMBER	DESCRIPTION
Appliance (Complete)	A4906-9105	TrueAlert Multi-Candela Strobe, Wall-Mount, Weatherproof, 15/60/75/WP75cd, Red, "FIRE" (order back box separately)
	A4906-9106	TrueAlert Multi-Candela Strobe, Wall-Mount, Weatherproof, 15/60/75/WP75cd, White, "FIRE" (order back box separately)
	A4906-9113	TrueAlert Multi-Candela Strobe, Wall-Mount, Weatherproof, 5/20/30 cd, Red, "FIRE", ULC
Back Box	A49WPBB-AVVOWR	Back Box, Surface-Mounted, Weatherproof, Red
	A49WPBB-AVVOWW	Back Box, Surface-Mounted, Weatherproof, White
Accessory	A4905-9914	Synchronized Flash Module (Class B), 2 amps
	A4905-9922	Synchronized Flash Module (Class A), 2 amps
	A4905-9938	SmartSync Control Module

TRUEALERT NON-ADDRESSABLE HORNS, STROBES AND HORN/STROBES

WALL MOUNTED



Non-Addressable Weatherproof Horn/Strobe

TrueAlert weatherproof multi-candela appliances provide Audible/Visible (A/V) SmartSync operation for indoor and outdoor, extended temperature and extended humidity applications. The enclosures are impact- and vandal-resistant and provide a convenient strobe intensity selection.

Datasheet: AC4906-0010

PRODUCT	PART NUMBER	DESCRIPTION
Appliance (Complete)	A4906-9131	TrueAlert Multi-Candela Horn/Strobe, Wall-Mount, Weatherproof, 15/60/75/WP75cd, Red, "FIRE", UL
	A4906-9132	TrueAlert Multi-Candela Horn/Strobe, Wall-Mount, Weatherproof, 15/60/75/WP75cd, White, "FIRE", UL
	A4906-9143	TrueAlert Multi-Candela Horn/Strobe, Wall-Mount, Weatherproof, 5/20/30 cd, Red, "FIRE", ULC
Back Box	A49WPBB-AVVOWR	Back Box, Surface-Mounted, Weatherproof, Red
Accessory	A4905-9914	Synchronized Flash Module (Class B), 2 amps
	A4905-9922	Synchronized Flash Module (Class A), 2 amps
	A4905-9938	SmartSync Control Module

TRUEALERT NON-ADDRESSABLE MULTI-TONE HORNS AND CHIMES

WALL MOUNTED



Non-Addressable Multi-Tone Horn

TrueAlert Non-Addressable Multi-Tone Horns provide a flexible selection of output tones for fire alarm audible notification. Tone selection and output level is set for each appliance, allowing notification needs to be tailored to specific area requirements.

Datasheet: AC49CMT-0001

PRODUCT	PART NUMBER	DESCRIPTION
Appliance Only	49CMT-WRF	TrueAlert Non-Addressable Multi-Tone Horn for SmartSync or Free-run control, Red, "FIRE" (includes cover and matching mounting plate)
	49CMT-WRF-BA	TrueAlert Non-Addressable Multi-Tone Horn for SmartSync or Free-run control, Red, "FIRE" (includes cover and matching mounting plate)
	49CMT-WWF	TrueAlert Non-Addressable Multi-Tone Horn for SmartSync or Free-run control, White, "FIRE" (includes cover and matching mounting plate)
	49CMT-WWF-BA	TrueAlert Non-Addressable Multi-Tone Horn for SmartSync or Free-run control, White, "FIRE" (includes cover and matching mounting plate)
	A49CMT-APPLW	TrueAlert Non-Addressable Multi-Tone Horn for SmartSync or Free-run control (Select cover and mounting plate separately)
	49CMT-APPLW-BA	TrueAlert Non-Addressable Multi-Tone Horn for SmartSync or Free-run control (Select cover and mounting plate separately)
Cover	A49CMT-C-WRFIRE	Cover, Red, "FIRE"
	A49CMT-C-WRS	Cover, Red, Logo Only
	A49CMT-C-WWFIRE	Cover, White, "FIRE"
	A49CMT-C-WWS	Cover, White, Logo Only
Mounting Plate	A49CMP-MTWR	Mounting plate, Red
	A49CMP-MTWW	Mounting plate, White
Accessory	A4905-9937	Adapter Skirt, Surface-Mount, Red
	A4905-9940	Adapter Skirt, Surface-Mount, White
	A4905-9931	Adapter Plate, Red for mounting to Autocall 2975-9145 Box
	2975-9145	Mounting Box, Red (requires 4905-9931 Adapter Plate)
	A4905-9938	SmartSync Control Module, Class A or Class B,

TRUEALERT NON-ADDRESSABLE MULTI-TONE HORNS AND CHIMES

WALL MOUNTED



Non-Addressable Multi-Tone Horn/Strobe

TrueAlert non-addressable multi-tone multi-candela horn/strobes provide a flexible selection of output tones and strobe intensity for fire alarm audible notification. Tone selection, output level, and strobe intensity is set per appliance, allowing notification needs to be tailored to specific area requirements. 520 Hz tone is compliant with NFPA 72 Low Frequency Signal Requirements for Sleeping Areas.

Datasheet: AC49CMTV-0001

PRODUCT	PART NUMBER	DESCRIPTION
Appliance Only	A49CMTV-APPLW	TrueAlert Non-Addressable MultiTone Horn/Strobe Appliance Electronics, Wall-Mount, 15/30/75/110/135/185cd (order mounting plate and cover separately)
Cover	A49CMTVC-WRFIRE	Cover, Red, "FIRE"
	A49CMTVC-WRALT	Cover, Red, "ALERT"
	A49CMTVC-WRS	Cover, Red, Logo Only
	A49CMTVC-WWFIRE	Cover, White, "FIRE"
	A49CMTVC-WWALT	Cover, White, "ALERT"
	A49CMTVC-WWS	Cover, White, Logo Only
Mounting Plate	A49CMP-MTWR	Mounting plate, Red
	A49CMP-MTWW	Mounting plate, White
Accessory	A4905-9937	Adapter Skirt, Surface-Mount, Red
	A4905-9940	Adapter Skirt, Surface-Mount, White
	A4905-9931	Adapter Plate, Red for mounting to Autocall 2975-9145 Box
	2975-9145	Mounting Box, Red (requires 4905-9931 Adapter Plate)
	A4905-9938	SmartSync Control Module, Class A or Class B,

TRUEALERT NON-ADDRESSABLE SPEAKER AND SPEAKER/STROBES

WALL MOUNTED



Non-Addressable Speaker

4902 Series speakers provide high-quality sound for emergency fire alarm use as well as for background music. The moisture-repellent speaker is designed for smooth frequency response with minimal distortion.

Datasheet: AC4902-0003

PRODUCT	PART NUMBER	DESCRIPTION
Appliance (Complete)	A4902-9716	TrueAlert Speaker, Wall-Mount, 25/70.7V, 1/4, 1/2, 1, 2watts, Red, "FIRE"
	A4902-9717	TrueAlert Speaker, Wall-Mount, 25/70.7V, 1/4, 1/2, 1, 2watts, White, "FIRE"
Accessory	2975-9145	Mounting Box, Red (requires 4905-9931 Adapter Plate)
	A4905-9931	Adapter Plate, Red for mounting to Autocall 2975-9145 Box (typically for retrofit, mount vertical or horizontal)
	A4905-9941	Adapter Skirt, Surface-Mount, Red
	A4905-9942	Adapter Skirt, Surface-Mount, White
	A4905-9988	Red speaker cover with white FIRE lettering
	A4905-9989	White speaker cover with red FIRE lettering
	A49WG-SOWR	Red wire guard with mounting plate

TRUEALERT NON-ADDRESSABLE SPEAKER AND SPEAKER/STROBES

WALL MOUNTED



Non-Addressable Speaker/Strobe

TrueAlert multi-candela speaker and synchronized strobe provide convenient installation to standard electrical boxes with extensions. The enclosure designs are both impact- and vandal-resistant and provide a convenient strobe intensity selection. As each model can be selected for strobe intensity output, on-site model inventory is minimized and changes encountered during construction can be easily accommodated. Wall mount S/V housings are a one-piece assembly (including lens) that mounts to a four-inch-square electrical box with extension.

Datasheet: AC4906-0003

PRODUCT	PART NUMBER	DESCRIPTION
Appliance (Complete)	A4906-9151	TrueAlert Multi-Candela Speaker/Strobe, Wall-Mount, UL/ULC, 15/30/75/110cd, 25/70.7V, 1/4, 1/2, 1, 2watts, Red, "FIRE"
	A4906-9153	TrueAlert Multi-Candela Speaker/Strobe, Wall-Mount, UL/ULC, 15/30/75/110cd, 25/70.7V, 1/4, 1/2, 1, 2watts, White, "FIRE"
Cover	A4905-9996	Cover, Red, "FIRE"
	A4905-9997	Cover, White, "FIRE"
Accessory	2975-9145	Mounting Box, Red (requires 4905-9903 Adapter Plate)
	A4905-9903	Adapter Plate for mounting to 2975-9145 back box
	A4905-9914	Synchronized Flash Module (Class B), 2 amps
	A4905-9922	Synchronized Flash Module (Class A), 2 amps
	A4905-9946	Adapter Skirt, Red for mounting to 1 1/2 inch deep electrical box
	A4905-9947	Adapter Skirt, White for mounting to 1 1/2 inch deep electrical box

TRUEALERT NON-ADDRESSABLE SPEAKER AND SPEAKER/STROBES

CEILING MOUNTED



Non-Addressable Speaker

4902 Series speakers provide high-quality sound for emergency fire alarm use as well as for background music. The moisture-repellent speaker is designed for smooth frequency response with minimal distortion. Round speakers are available in off-white (no lettering).

Datasheet: AC4902-0003

PRODUCT	PART NUMBER	DESCRIPTION
Appliance (Complete)	A4902-9721	TrueAlert Speaker, Ceiling/Wall-Mount, 25/70.7V, 1/4, 1/2, 1, 2watts, Off-White, No Lettering
	A4902-9722	TrueAlert Speaker, Ceiling/Wall-Mount, 25/70.7V, 1/4, 1/2, 1, 2watts, Red, No Lettering
Accessory	2905-9946	Tile Bridge, Suspended Ceiling 2ft by 4ft tile size installation



TRUEALERT NON-ADDRESSABLE SPEAKER AND SPEAKER/STROBES

CEILING MOUNTED



Non-Addressable Speaker/Strobe

Multi-Candela TrueAlert S/Vs with speaker and synchronized strobes provide convenient installation to standard electrical boxes with extensions. The enclosure designs are both impact and vandal resistant and provide a convenient strobe intensity selection. Since each model can be selected for strobe intensity output, on-site model inventory is minimized and changes encountered during construction can be easily accommodated. Ceiling mount S/Vs also install using four-inch electrical boxes with an extension.

Datasheet: AC4906-0003

PRODUCT	PART NUMBER	DESCRIPTION
Appliance (Complete)	A4906-9154	TrueAlert Multi-Candela Speaker/Strobe, Ceiling-Mount, 15/30/75/110cd, 25/70.7V, 1/4, 1/2, 1, 2watts, White, "FIRE"
	A4906-9158	TrueAlert Multi-Candela Speaker/Strobe, Ceiling-Mount, 15/30/75/110cd, 25/70.7V, 1/4, 1/2, 1, 2watts, White, "ALERT"
	A4906-9159	TrueAlert Multi-Candela Speaker/Strobe, Ceiling-Mount, 15/30/75/110cd, 25/70.7V, 1/4, 1/2, 1, 2watts, White, Blank
	A4906-9160	TrueAlert Multi-Candela Speaker/Strobe, Ceiling-Mount, 15/30/75/110cd, 25/70.7V, 1/4, 1/2, 1, 2watts, Red, "FIRE"
Accessory	2905-9946	Tile Bridge, Suspended Ceiling 2ft by 4ft tile size installation
	A4905-9914	Synchronized Flash Module (Class B), 2 amps
	A4905-9922	Synchronized Flash Module (Class A), 2 amps

TRUEALERT NON-ADDRESSABLE SPEAKER AND SPEAKER/STROBES

NON-ADDRESSABLE MODULES

SmartSync Adapter Module

Standard SmartSync operation notification appliances activate horns and/or strobes in response to commands received from the SmartSync operation control source using a two-wire connection.

Datasheet: AC4905-0005

PRODUCT	PART NUMBER	DESCRIPTION
Module	A4905-9815	SmartSync Adapter Module, mounts in 4-11/16" (119mm) square, 2" (51mm) minimum depth electrical box, requires surface or flush mount cover plate
Accessory	A4081-9008	End-of-Line Resistor Harness (ref. 733-894); 10 kΩ, ½ W; two required, one each for audible and visible output
	A4905-9817	Cover Plate, Surface Mount, Beige
	A4905-9818	Cover Plate, Flush Mount, Beige

VISUAL MESSAGING



TrueAlert Text Messaging Appliance


Audible appliances and strobes are commonly used to provide notification of alarm conditions, typically to signal the need for building evacuation.

Datasheet: J4907-0002

PRODUCT	PART NUMBER	DESCRIPTION
Message Board	4907-9007	TrueAlert Messaging Appliance, Wall/Ceiling-Mounted, Dark Gray with optional VESA bracket mounting or for ceiling cable mounting
Accessory	4907-9002	Mounting Bracket, Wall-Mounted, Dark Gray, adjustable swivel
	4907-9006	Mounting Box, Wall-Mounted, Dark Gray

HYPERSPIKE SPEAKERS AND AMPLIFIERS

HIGH-POWER OUTDOOR MASS NOTIFICATION



HyperSpike MA-1 Loudspeakers

The HyperSpike® MA-1 is a customizable, omni-directional high-power speaker array that broadcasts live and pre-recorded voice commands and tones over a four-square-mile area.

Datasheet: 90105A-SS-MA1

PRODUCT	PART NUMBER	DESCRIPTION
Speaker	90223A-801-02	Hyperspike Encompass MA-1 Loudspeaker, Multichannel, 5 sided, Universal-Mount, 41V, 1600 watts, Tan
	90223A-801-02-L	Hyperspike Encompass MA-1 Loudspeaker, UL-Listed, Multichannel, 5 sided, Universal-Mount, 41V, 1600 watts, Tan
	90223A-801-04	Hyperspike Encompass MA-1 Loudspeaker, Multichannel, 5 sided, Universal-Mount, 41V, 1600 watts, Gray
	90223A-801-04-L	Hyperspike Encompass MA-1 Loudspeaker, UL-Listed, Multichannel, 5 sided, Universal-Mount, 41V, 1600 watts, Gray
	90223A-802-02	Hyperspike Encompass MA-1 Loudspeaker, Multichannel, 3 sided, Universal-Mount, 41V, 960 watts, Tan
	90223A-802-02-L	Hyperspike Encompass MA-1 Loudspeaker, UL-Listed, Multichannel, 3 sided, Universal-Mount, 41V, 960 watts, Tan
	90223A-802-04	Hyperspike Encompass MA-1 Loudspeaker, Multichannel, 3 sided, Universal-Mount, 41V, 960 watts, Gray
	90223A-802-04-L	Hyperspike Encompass MA-1 Loudspeaker, UL-Listed, Multichannel, 3 sided, Universal-Mount, 41V, 960 watts, Gray
	90223A-803-02	Hyperspike Encompass MA-1 Loudspeaker, Multichannel, 2 sided, Universal-Mount, 41V, 640 watts, Tan
	90223A-803-02-L	Hyperspike Encompass MA-1 Loudspeaker, UL-Listed, Multichannel, 2 sided, Universal-Mount, 41V, 640 watts, Tan
	90223A-803-04	Hyperspike Encompass MA-1 Loudspeaker, Multichannel, 2 sided, Universal-Mount, 41V, 640 watts, Gray
	90223A-803-04-L	Hyperspike Encompass MA-1 Loudspeaker, UL-Listed, Multichannel, 2 sided, Universal-Mount, 41V, 640 watts, Gray
	90223A-804-02	Hyperspike Encompass MA-1 Loudspeaker, Multichannel, 1 sided, Universal-Mount, 41V, 320 watts, Tan
	90223A-804-02-L	Hyperspike Encompass MA-1 Loudspeaker, UL-Listed, Multichannel, 1 sided, Universal-Mount, 41V, 320 watts, Tan
	90223A-804-04	Hyperspike Encompass MA-1 Loudspeaker, Multichannel, 1 sided, Universal-Mount, 41V, 320 watts, Gray
	90223A-804-04-L	Hyperspike Encompass MA-1 Loudspeaker, UL-Listed, Multichannel, 1 sided, Universal-Mount, 41V, 320 watts, Gray
Accessory	74014A-SK15	Hyperspike Ceiling Mount Kit
	90209A-802	Hyperspike Pole Mount Kit
	90209A-803	Hyperspike Wall Mount Kit
	90209A-804	Hyperspike Roof Mount Kit (10ft)
	90210A-801	Hyperspike Heavy Duty Tripod

HYPERSPIKE SPEAKERS AND AMPLIFIERS

HIGH-POWER OUTDOOR MASS NOTIFICATION



HyperSpike MA-2 Loudspeakers

The HyperSpike® MA-2 is a customizable, omni-directional high-power speaker array that broadcasts live and pre-recorded voice commands and tones over a 12-square-mile area.

Datasheet: 90080A-SS-MA2

PRODUCT	PART NUMBER	DESCRIPTION
Speaker	90224A-801-02	Hyperspike Encompass MA-2 Loudspeaker, Multichannel, 5 sided, Universal-Mount, 41V, 1600 watts, Tan
	90224A-801-02-L	Hyperspike Encompass MA-2 Loudspeaker, UL-Listed, Multichannel, 5 sided, Universal-Mount, 41V, 1600 watts, Tan
	90224A-801-04	Hyperspike Encompass MA-2 Loudspeaker, Multichannel, 5 sided, Universal-Mount, 41V, 1600 watts, Gray
	90224A-801-04-L	Hyperspike Encompass MA-2 Loudspeaker, UL-Listed, Multichannel, 5 sided, Universal-Mount, 41V, 1600 watts, Gray
	90224A-802-02	Hyperspike Encompass MA-2 Loudspeaker, Multichannel, 3 sided, Universal-Mount, 41V, 960 watts, Tan
	90224A-802-02-L	Hyperspike Encompass MA-2 Loudspeaker, UL-Listed, Multichannel, 3 sided, Universal-Mount, 41V, 960 watts, Tan
	90224A-802-04	Hyperspike Encompass MA-2 Loudspeaker, Multichannel, 3 sided, Universal-Mount, 41V, 960 watts, Gray
	90224A-802-04-L	Hyperspike Encompass MA-2 Loudspeaker, UL-Listed, Multichannel, 3 sided, Universal-Mount, 41V, 960 watts, Gray
	90224A-803-02	Hyperspike Encompass MA-2 Loudspeaker, Multichannel, 2 sided, Universal-Mount, 41V, 640 watts, Tan
	90224A-803-02-L	Hyperspike Encompass MA-2 Loudspeaker, UL-Listed, Multichannel, 2 sided, Universal-Mount, 41V, 640 watts, Tan
	90224A-803-04	Hyperspike Encompass MA-2 Loudspeaker, Multichannel, 2 sided, Universal-Mount, 41V, 640 watts, Gray
	90224A-803-04-L	Hyperspike Encompass MA-2 Loudspeaker, UL-Listed, Multichannel, 2 sided, Universal-Mount, 41V, 640 watts, Gray
	90224A-804-02	Hyperspike Encompass MA-2 Loudspeaker, Multichannel, 1 sided, Universal-Mount, 41V, 320 watts, Tan
	90224A-804-02-L	Hyperspike Encompass MA-2 Loudspeaker, UL-Listed, Multichannel, 1 sided, Universal-Mount, 41V, 320 watts, Tan
	90224A-804-04	Hyperspike Encompass MA-2 Loudspeaker, Multichannel, 1 sided, Universal-Mount, 41V, 320 watts, Gray
	90224A-804-04-L	Hyperspike Encompass MA-2 Loudspeaker, UL-Listed, Multichannel, 1 sided, Universal-Mount, 41V, 320 watts, Gray
Accessory	74014A-SK15	Hyperspike Ceiling Mount Kit
	90209A-802	Hyperspike Pole Mount Kit
	90209A-803	Hyperspike Wall Mount Kit
	90209A-804	Hyperspike Roof Mount Kit (10ft)

HYPERSPIKE SPEAKERS AND AMPLIFIERS

MEDIUM-POWER INDOOR/OUTDOOR MASS NOTIFICATION



HyperSpike Linewave Speakers

Designed with the latest technology in line array speaker systems, the HyperSpike® LineWave is optimized to produce clear and authoritative voice commands and powerful tones never before possible within reverberant environments.

Datasheet: 90243A-SS-LINEWAVE

PRODUCT	PART NUMBER	DESCRIPTION
Speaker	90243A-801-05-L	Hyperspike Linewave2 Speaker, UL-Listed, Universal-Mount, 25/70/100V, Red
	90243A-801-06-L	Hyperspike Linewave2 Speaker, UL-Listed, Universal-Mount, 25/70/100V, White
	90243A-801-01-L	Hyperspike Linewave2 Speaker, UL-Listed, Universal-Mount, 25/70/100V, Black
	90243A-801-07-L	Hyperspike Linewave2 Speaker, UL-Listed, Universal-Mount, 25/70/100V, Gray
Accessory	72575B-801-L	Hyperspike Line-Matching Transformer, UL-Listed, 25/70/100V
Speaker	90243A-802-05-L	Hyperspike Linewave4 Speaker, UL-Listed, Universal-Mount, 25/70/100V, Red
	90243A-802-06-L	Hyperspike Linewave4 Speaker, UL-Listed, Universal-Mount, 25/70/100V, White
	90243A-802-01-L	Hyperspike Linewave4 Speaker, UL-Listed, Universal-Mount, 25/70/100V, Black
	90243A-802-07-L	Hyperspike Linewave4 Speaker, UL-Listed, Universal-Mount, 25/70/100V, Gray
Accessory	72575B-801-L	Hyperspike Line-Matching Transformer, UL-Listed, 25/70/100V
Speaker	90243A-803-05-L	Hyperspike Linewave8 Speaker, UL-Listed, Universal-Mount, 25/70/100V, Red
	90243A-803-06-L	Hyperspike Linewave8 Speaker, UL-Listed, Universal-Mount, 25/70/100V, White
	90243A-803-01-L	Hyperspike Linewave8 Speaker, UL-Listed, Universal-Mount, 25/70/100V, Black
	90243A-803-07-L	Hyperspike Linewave8 Speaker, UL-Listed, Universal-Mount, 25/70/100V, Gray
Accessory	72542B-801-L	Hyperspike Line-Matching Transformer, UL-Listed, 25/70/100V
Speaker	90243A-804-05-L	Hyperspike Linewave16 Speaker, UL-Listed, Universal-Mount, 25/70/100V, Red
	90243A-804-06-L	Hyperspike Linewave16 Speaker, UL-Listed, Universal-Mount, 25/70/100V, White
	90243A-804-01-L	Hyperspike Linewave16 Speaker, UL-Listed, Universal-Mount, 25/70/100V, Black
	90243A-804-07-L	Hyperspike Linewave16 Speaker, UL-Listed, Universal-Mount, 25/70/100V, Gray
Accessory	72581B-801	Pole Mount Adapter, Grey

HYPERSPIKE SPEAKERS AND AMPLIFIERS

MEDIUM-POWER INDOOR/OUTDOOR MASS NOTIFICATION



HyperSpike MA-Micro Loudspeaker

The HyperSpike® MA-Micro is a lightweight, 360° medium-power speaker array that broadcasts live and pre-recorded voice commands and tones over a half-mile radius.

Datasheet: 90145A-SS-MAMICRO

PRODUCT	PART NUMBER	DESCRIPTION
Speaker	90145A-801-02-L	Hyperspike Encompass MA-Micro Loudspeaker, UL-Listed, Universal-Mount, 550 watts, Tan
	90145A-801-04-L	Hyperspike Encompass MA-Micro Loudspeaker, UL-Listed, Universal-Mount, 550 watts, Gray
Amplifier	90172A-805	MA MICRO Stand-alone Amplifier (Crown 4002 Xti) 1200 Watts
Accessory	74014A-SK15	Hyperspike Ceiling Mount Kit
	90179A-801	Hyperspike Constant Voltage Transformer, 70V
	90209A-802	Hyperspike Pole Mount Kit
	90209A-803	Hyperspike Wall Mount Kit
	90209A-804	Hyperspike Roof Mount Kit (10ft)
	90210A-801	Hyperspike Heavy Duty Tripod

HYPERSPIKE SPEAKERS AND AMPLIFIERS

MEDIUM-POWER INDOOR/OUTDOOR MASS NOTIFICATION



TCPA OMNI LoudSpeaker

The TCPA-Omni is the perfect solution for both indoor and outdoor mass notification needs. The TCPA-Omni provides both crystal-clear voice and high-impact tones, making it possible for one speaker to service all of your acoustic needs.

Datasheet: S49OMNI-0001

PRODUCT	PART NUMBER	DESCRIPTION
Speaker	49OMNI-05-F	Hyperspike OMNI Speaker, Ceiling-Mount, 70V, 50/100/200 watts, Red, "FIRE"
	49OMNI-05-A	Hyperspike OMNI Speaker, Ceiling-Mount,70V, 50/100/200 watts, Red, "ALERT"
	49OMNI-05-N	Hyperspike OMNI Speaker, Ceiling-Mount, 70V, 50/100/200 watts, Red, Blank
	49OMNI-06-F	Hyperspike OMNI Speaker, Ceiling-Mount, 70V, 50/100/200 watts, White, "FIRE"
	49OMNI-06-A	Hyperspike OMNI Speaker, Ceiling-Mount, 70V, 50/100/200 watts, White, "ALERT"
	49OMNI-06-N	Hyperspike OMNI Speaker, Ceiling-Mount, 70V,50/100/200watts, White, Blank
	49OMNI-04-A	Hyperspike OMNI Speaker, Ceiling-Mount, 70V, 50/100/200 watts, Gray, "ALERT"
	49OMNI-04-N	Hyperspike OMNI Speaker, Ceiling-Mount, 70V, 50/100/200 watts, Gray, Blank



HYPERSPIKE SPEAKERS AND AMPLIFIERS

MEDIUM-POWER INDOOR/OUTDOOR MASS NOTIFICATION



TCPA-10 LoudSpeaker

The HyperSpike® TCPA-10 is intended for indoor and outdoor audio signaling and notification. The five power settings have been designed to interface with industry standard amplification. Its 90° wide acoustic beam makes it an ideal notification tool for indoor and outdoor areas.

Datasheet: 90215A-SS-TCPA10

PRODUCT	PART NUMBER	DESCRIPTION
Speaker	90215A-801-04	Hyperspike TCPA-10 Speaker, Universal-Mount, 25/70/100V, Grey, Blank
	90215A-801-05	Hyperspike TCPA-10 Speaker, Universal-Mount, 25/70/100V, Red, Blank
	90215A-801-05-L	Hyperspike TCPA-10 Speaker, UL-Listed, Universal-Mount, 25/70/100V, Red, Blank
	90215A-801-06	Hyperspike TCPA-10 Speaker, Universal-Mount, 25/70/100V, White, Blank
	90215A-801-06-L	Hyperspike TCPA-10 Speaker, UL-Listed, Universal-Mount, 25/70/100V, White, Blank
	90215A-801-01	Hyperspike TCPA-10 Speaker, Universal-Mount, 25/70/100V, Black, Blank
	90215A-801-01-L	Hyperspike TCPA-10 Speaker, UL-Listed, Universal-Mount, 25/70/100V, Black, Blank
	90219A-801-05-L	Hyperspike TCPA-10 Speaker, UL-Listed, Universal-Mount, 25/70/100V, Red, Blank
Accessory	72377B-801	Wall-Mount Bracket, Tan
	72378B-801	Dual Unit Mounting Adapter, Black

HYPERSPIKE ENCOMPASS SYSTEM



Encompass Amplifier Cabinets

Engineered and designed with the latest mass notification control system technology in mind. When paired with a HyperSpike® MA -2 speaker the Encompass Amplifier Cabinet is optimized to produce clear and authoritative voice commands with an acoustic footprint of greater than 12 square miles.

Datasheet: 90240A-SS

PRODUCT	PART NUMBER	DESCRIPTION
Amplifier	90240A-801	Hyperspike Encompass MA-Micro Amplifier Cabinet, Universal-Mount, Gray
	90240A-802	Hyperspike Encompass MA-1 Amplifier Cabinet, Universal-Mount, 320 watts, Gray
	90240A-803	Hyperspike Encompass MA-1 Amplifier Cabinet, Universal-Mount, 640 watts, Gray
	90240A-804	Hyperspike Encompass MA-1 Amplifier Cabinet, Universal-Mount, 960watts, Gray
	90240A-805	Hyperspike Encompass MA-1 Amplifier Cabinet, Universal-Mount, 1600 watts, Gray
	90240A-806	Hyperspike Encompass MA-2 Amplifier Cabinet, Universal-Mount, 1280 watts, Gray
	90240A-807	Hyperspike Encompass MA-2 Amplifier Cabinet, Universal-Mount, 1920 watts, Gray
	90240A-808	Hyperspike Encompass MA-2 Amplifier Cabinet, Universal-Mount, 3200 watts, Gray
Accessory	72538B-801	Hyperspike Encompass Floor Pedestal Mount Kit, Gray
	72539B-801	Hyperspike Encompass Wall-Mount Kit, Gray
	72540B-801	Hyperspike Encompass Pole-Mount Kit, Gray
	72551B-801	25/70/100V Transformer Kit

OTHER NOTIFICATION

BELLS, BEACONS, HORNS AND STROBES, SPEAKERS AND SPEAKERS/STROBES



Wheelock 43T AC Bells

The Wheelock 43T bells provide the durable operation and dependable performance required for life-safety alarm systems. A complete range of vibrating models is offered in 6” and 10” sizes for 115- or 24-volt AC operation in indoor or outdoor installations. All models provide high sound output with low power consumption.

Datasheet: TD450054EN

PRODUCT	PART NUMBER	DESCRIPTION
Appliance (Complete)	43T-G10-115-R	Wheelock 43T Bell, 10", 115VAC, Red
	43T-G6-115-R	Wheelock 43T Bell, 6", 115VAC, Red
	43T-G6-24-R	Wheelock 43T Bell, 6", 24VAC, Red
Backbox	DBB-R	Backbox, Deep 4 inch square (Steel), Red
	BB-R	Backbox, Wall-Mount, 4 inch square (Steel), Red
	SBB-R	Backbox, Wall-Mount (Surface), Red
	SHBB-R	Backbox, Wall-Mount, Surface, Red
	WBB-R	Backbox, Weatherproof, Red
	WBB-R-3/4T-3/4B	Backbox, Weatherproof, 3/4 Threaded, Red
	SBB-W	Backbox, Wall-Mount(Surface), White
	SHBB-W	Backbox, Wall-Mount, Surface, White
	WBB-W	Backbox, Weatherproof, White
Accessory	AP-R	Adapter Plate, Wall-Mount, Red
	SFP-R	Adapter Plate, Semi-Flush, Wall-Mount, Red
	SFP-W	Adapter Plate, Semi-Flush, Wall-Mount, White

OTHER NOTIFICATION

BELLS, BEACONS, HORNS AND STROBES, SPEAKERS AND SPEAKERS/STROBES



Wheelock DC-MAX Strobe

The Wheelock DC-MAX Strobe is a high-intensity, weather-resistant visible warning signal designed for stationary or mobile applications. The DC-MAX models are for DC applications, with a DC voltage range of 10.5 VDC to 31.0 VDC.

Datasheet: TD450098EN

PRODUCT	PART NUMBER	DESCRIPTION
Appliance (Complete)	DC-MAX-R	Wheelock DC-MAX Strobe, Various-Mounted, 24VDC, non-synch, 20cd, Red Lens

OTHER NOTIFICATION

BELLS, BEACONS, HORNS AND STROBES, SPEAKERS AND SPEAKERS/STROBES



Wall-Mounted Wheelock MIZ Minihorn

Wheelock MIZ piezoelectric mini horns are compact electronic alarm appliances that are listed under UL Standard 464 for Audible Appliances in Public Mode Fire Protection Systems.

Datasheet: TD450052EN

PRODUCT	PART NUMBER	DESCRIPTION
Appliance (Complete)	MIZ-24S-R	Wheelock MIZ Minihorn, Wall-Mount, 24VDC, Red, Blank
	MIZ-24S-W	Wheelock MIZ Minihorn, Wall-Mount, 24VDC, White, Blank

OTHER NOTIFICATION

BELLS, BEACONS, HORNS AND STROBES, SPEAKERS AND SPEAKERS/STROBES



Wheelock S8 Speakers and Speaker/Strobes

The Wheelock S product line includes Speakers and Speaker Strobes are designed for high-efficiency sound output, with dual-voltage (25/70 VRMS) capability and field-selectable taps from 1/8 to 8 watts.

Datasheet: TD450020EN

PRODUCT	PART NUMBER	DESCRIPTION
Appliance (Complete)	S8-70/25	Wheelock S8 Speaker, Ceiling-Mount, 8", 8watts, White, Blank
Accessory	CBB-8	Speaker Backbox, Ceiling-Mount, Black
	SSB-8	Speaker Support Bridge, Ceiling-Mount, 8 inch speaker
Appliance (Complete)	S8-24MCC-FW	Wheelock S8 Speaker/Strobe, Ceiling-Mount, 8", 8watts, 15/30/75/95cd, White, "FIRE"
Accessory	CBB-8	Speaker Backbox, Ceiling-Mount, Black
	SSB-8	Speaker Support Bridge, Ceiling-Mount, 8 inch speaker

OTHER NOTIFICATION

BELLS, BEACONS, HORNS AND STROBES, SPEAKERS AND SPEAKERS/STROBES



Wheelock S8 Speakers and Speaker/Strobes

The Wheelock S product line includes Speakers and Speaker Strobes are designed for high-efficiency sound output, with dual-voltage (25/70 VRMS) capability and field- selectable taps from 1/8 to 8 watts.

Datasheet: TD450020EN

PRODUCT	PART NUMBER	DESCRIPTION
Appliance (Complete)	ET-1010-R	Wheelock Vandal Resistant Speaker, Wall/Ceiling-Mount (Surface), Weatherproof, Red, Blank (select WBB backbox as needed)
	ET-1010-W	Wheelock Vandal Resistant Speaker, Wall/Ceiling-Mount (Surface), Weatherproof, White, Blank (select WBB backbox as needed)
Accessory	DBB-R	Backbox, Deep 4 inch square (Steel), Red
	SFP-R	Adapter Plate, Semi-Flush, Wall-Mount, Red
	SFP-W	Adapter Plate, Semi-Flush, Wall-Mount, White
	WBB-R	Backbox, Weatherproof, Red
	WBB-R-3/4T-3/4B	Backbox, Weatherproof, 3/4 Threaded, Red
	WBB-W	Backbox, Weatherproof, White
Appliance (Complete)	ET-1080-R	Wheelock Vandal Resistant Speaker, Wall/Ceiling-Mount (Flush), Weatherproof, Red, Blank
	ET-1080-W	Wheelock Vandal Resistant Speaker, Wall/Ceiling-Mount (Flush), Weatherproof, White, Blank
Accessory	SBB-R	Backbox, Wall-Mount (Surface), Red
	SBB-W	Backbox, Wall-Mount(Surface), White
	SFP-R	Adapter Plate, Semi-Flush, Wall-Mount, Red
	SFP-W	Adapter Plate, Semi-Flush, Wall-Mount, White

OTHER NOTIFICATION

BELLS, BEACONS, HORNS AND STROBES, SPEAKERS AND SPEAKERS/STROBES



Wheelock Loudspeakers and Cluster Speakers

The Wheelock STH cluster speaker with RSS multi-candela strobe is designed for indoor ceiling mounting in high ambient noise environments. It is available with two, three or four speakers for wide area coverage.

Datasheet: TD450078EN

PRODUCT	PART NUMBER	DESCRIPTION
Appliance (Complete)	STH-15S	Wheelock Horn Loudspeaker, Wall/Ceiling-Mount, 15watts, Gray, Blank
	STH-15SR	Wheelock Horn Loudspeaker, Wall/Ceiling-Mount, 15watts, Red, Blank
Accessory	SHMP-R	Adapter Plate, Wall/Ceiling-Mount, Red





## BRINGING ORDER TO COMPLEX ENVIRONMENTS

Every facility presents unique opportunities and challenges for fire detection system design, installation and management. Hazards and occupancy use. Structural limitations. Multiple media types. These factors can complicate installation, limit choice, inhibit performance and add costs and management complexity – whether you're starting from scratch or expanding an existing structure.

You can overcome these limitations – and gain greater control over your fire detection system – with the help of Autocall networking and management products. They give you the ability to design without limitations, install without complication, and monitor and control multiple panels and buildings with ease. With Autocall, you don't have to compromise.

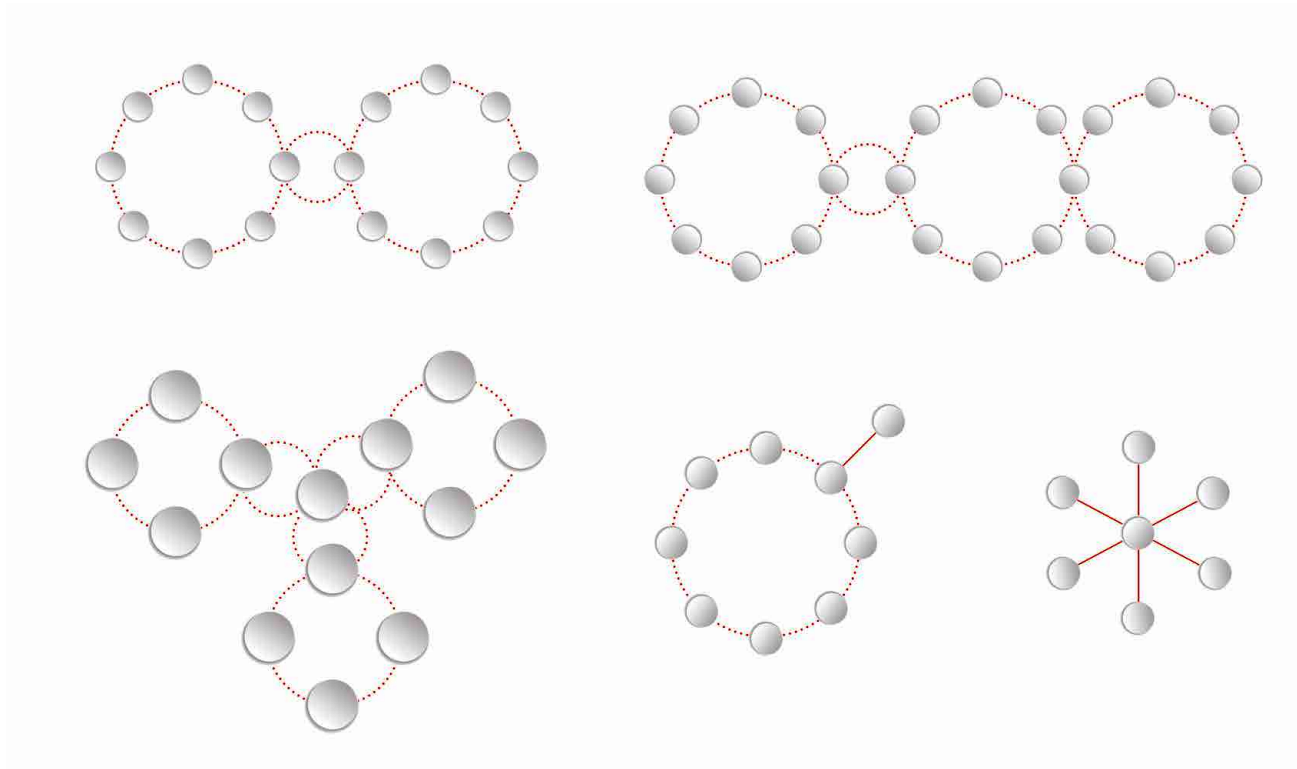
# NETWORKS AND WORKSTATIONS

GREATER FLEXIBILITY AND CONTROL,  
BETTER PROTECTION OF  
LIVES AND PROPERTY



# ADVANCED SOLUTIONS FOR ALL YOUR NEEDS

You can count on Autocall products to deliver innovation that makes a difference – right from the start. You can create more efficient, optimized designs, thanks to the Autocall ES Net network’s scalability, resilience and capacity. With support for multiple network topologies, all major connection media types and even supplemental system traffic, installation is worry-free and cost-effective. And once your fire detection system is up and running, Autocall TrueSite Workstations deliver the decision-making information you need. Support for data rates up to 100MB per second gives you the performance necessary to respond swiftly and effectively to any condition.



# AUTOCALL ES NET NETWORK

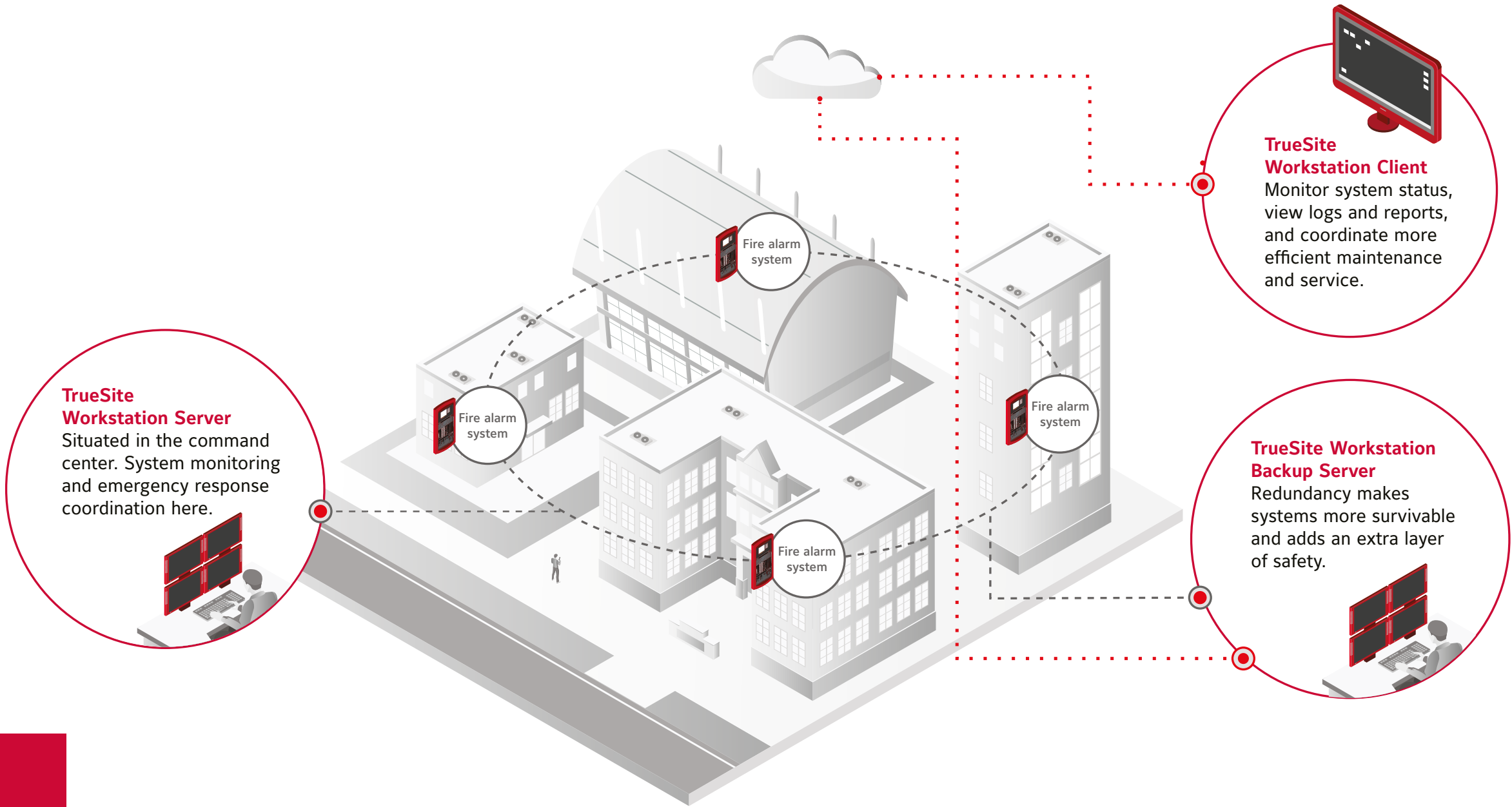
Optimized design. Installation flexibility. High-bandwidth connectivity. Survivability. The highly scalable, resilient, IP-based Autocall ES Net delivers these benefits and more while supporting a wider range of connection media, including ethernet, DSL, single-mode fiber and multi-mode fiber. In addition, ES Net supports ring, star, bus and bridged rings network topologies, enabling you to create fault-tolerant, highly survivable networks while mixing and matching media between nodes to optimize cost, distances and performance.

ES Net is a redundant system with battery backup, making it highly resilient to help ensure survivability. As an IP-based network with high bandwidth, it can also accommodate supplemental traffic, such as security cameras, access control and building automation systems. There’s zero impact to fire detection system traffic because fire-related traffic is isolated and given top priority.

Ongoing management is easy with ES Net. As it offers centralized system management and higher bandwidth, you can perform upgrades more quickly to reduce downtime and operational expenses. When you’re ready to expand your network, ES Net offers tremendous flexibility, allowing up to 82,000 feet (25 km) between nodes. Its high bandwidth, increased memory capacity and advanced diagnostics help ensure maximum uptime, consistent performance and a future without limitations.

# AUTOCALL TRUESITE WORKSTATION SERVER AND CLIENTS

ADVANCED FIRE ALARM MANAGEMENT  
THAT'S ACCESSIBLE TO EVERYONE



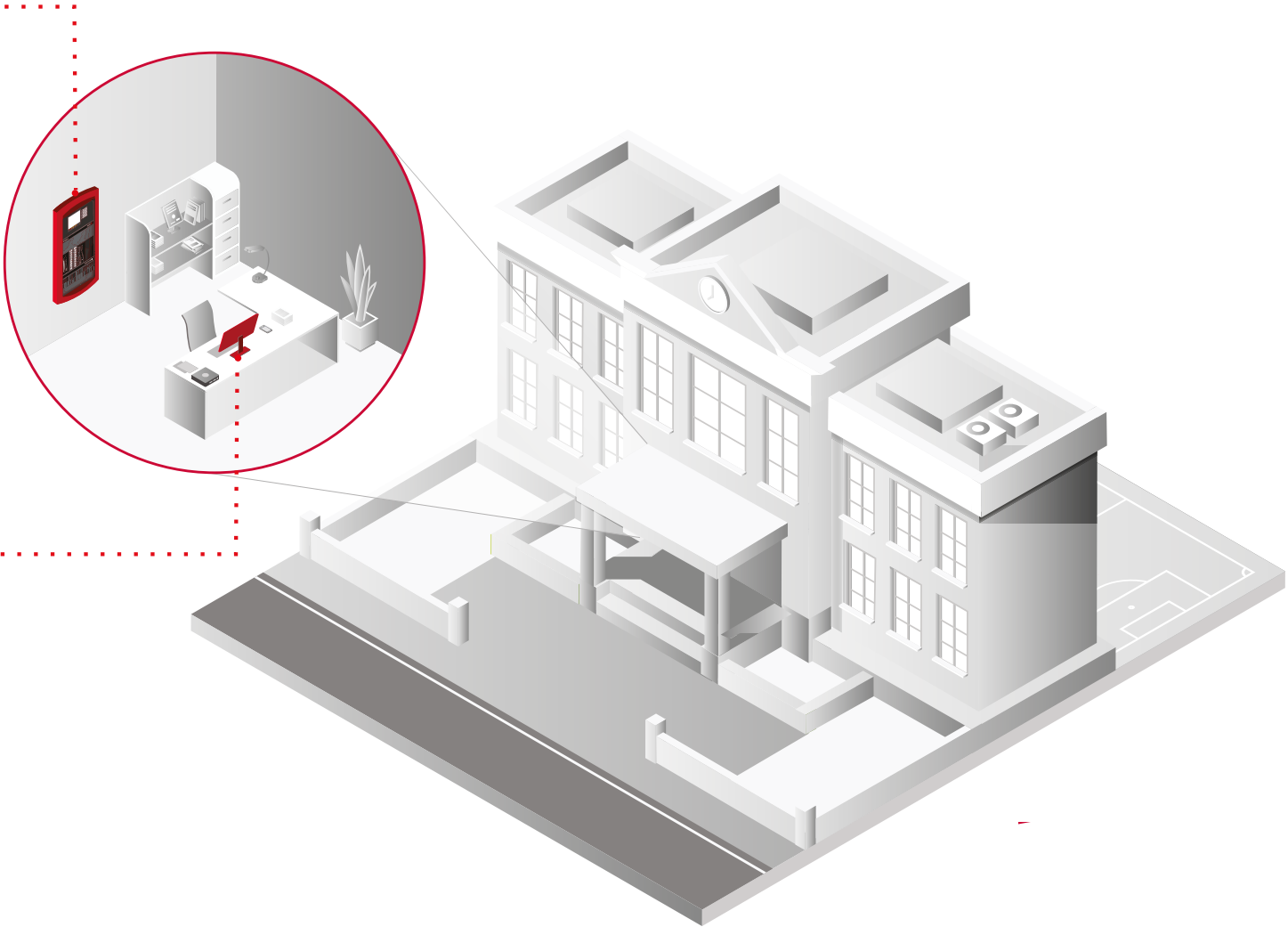
- IDEAL FOR:**
- Colleges and universities
  - Hospitals
  - Large commercial facilities
  - Transportation hubs
  - Multi-building campuses

# BUILDING SYSTEMS INFORMATION UNIT

EASIER MANAGEMENT. MORE INFORMATION.  
BETTER INCIDENT RESPONSE.

**Fire Alarm Control Unit**  
The heart of the fire alarm system, all equipment is connected to it, and it provides alerts when there is an emergency or maintenance is needed.

**TrueSite Workstation BSIU**  
Graphical management consoles show all fire alarm system information and provide redundant control features in an easy-to-understand format, making it easier for operators to respond to emergencies and service alerts.



- IDEAL FOR:**
- School districts
  - Clinics and nursing homes
  - Small commercial facilities
  - Single-building systems

## TRUESITE WORKSTATION BUILDING SYSTEMS INFORMATION UNIT

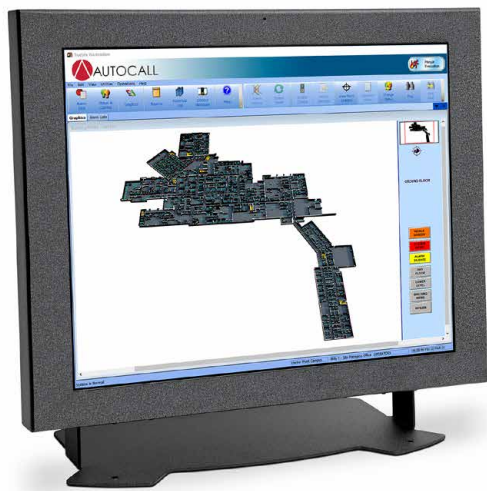
- The TrueSite Workstation Building Systems Information Unit (BSIU) is designed for applications where you want the same intuitive operator interface and advanced annunciation and reporting features of the TrueSite Workstation but don't need all of its fire alarm system control capabilities.
- The BSIU can be run on commercially available computers – which are much more cost effective than UL864 listed machines – while still meeting all NFPA code requirements.
- The BSIU is a perfect fit for schools, medical office buildings, clinics, commercial properties, and other single building facilities.

## TAKE THE NEXT STEP - PUT AUTOCALL PRODUCTS TO WORK FOR YOU TODAY.

As always, Autocall continues to advance state-of-the-art protection that helps make management easier and more cost effective.

Choose Autocall networking and workstation solutions – and experience greater freedom and command of your life safety network today and for years to come.

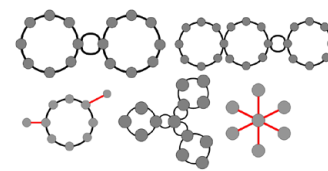




## AUTOCALL ES NET

IP-Based Life Safety Network  
Greater freedom, efficiency  
and speed

### NETWORKS AND WORKSTATIONS



#### ES Net Topology


ES Network (ES Net) is a high-bandwidth (100 Mbps) IP-based fire alarm network that supports up to 687 nodes and uses industry-standard IP technology and infrastructure for greater design and installation flexibility.

Datasheet: AC4100-0076

ES Net Topology

PRODUCT	PART NUMBER	DESCRIPTION
ES Net NIC cards for 4100ES, TrueSite Workstation, or Incident Commander	A100-6104	Slot Card - install to a single slot in a 4100ES bay
	A100-6310	Flat Card - install to any (2) vertical block space in a 4100ES bay
ES Net Dual Channel Media Cards for 4100ES mounted NICs	A100-6306	ES Net NIC dual channel Ethernet media card
	A100-6308	ES Net NIC dual channel single-mode fiber media card
	A100-6309	ES Net NIC dual channel multi-mode fiber media card
	A100-6307	ES Net NIC dual channel DSL media card
ES Net NIC cards for 4010ES	A010-6310	Flat Card. Connects a 4010ES FACU to an ES network
	A010-6306	ES Net NIC dual channel Ethernet media card
	A010-6308	ES Net NIC dual channel single-mode fiber media card
	A010-6309	ES Net NIC dual channel multi-mode fiber media card
ES Net Dual Channel Media Modules for 4010ES	A010-6307	ES Net NIC dual channel DSL media card
	A007-9817	Flat Card. Connects a 4007ES FACU to an ES network
	A007-6306	ES Net NIC dual channel Ethernet media card
	A007-6308	ES Net NIC dual channel single-mode fiber media card
ES Net Dual Channel Media Modules for 4007ES	A007-6309	ES Net NIC dual channel multi-mode fiber media card
	A007-6307	ES Net NIC dual channel DSL media card
ES Net External NIC for TSW product selection	A190-9832	Connects a TSW or Incident Commander to the ES Network. Red Enclosure, 120/240 VAC
	A190-9833	Connects a TSW or Incident Commander to the ES Network. Platinum Enclosure, 120/240 VAC
	A190-9834	Connects a TSW or Incident Commander to the ES Network. Red Enclosure, 24 VDC
	A190-9835	Connects a TSW or Incident Commander to the ES Network. Platinum Enclosure, 24 VDC
ES Net Dual Channel Media Modules For External NIC	A190-9856	ES Net NIC dual channel Ethernet media card
	A190-9858	ES Net NIC dual channel single-mode fiber media card
	A190-9859	ES Net NIC dual channel multi-mode fiber media card
	A190-9857	ES Net NIC dual channel DSL media card
ES Net Fiber Media Card Service Kits	4100-6412	50/125 $\mu$ m multi-mode
	4100-6413	62.5/125 $\mu$ m multi-mode
	4100-6414	9/125 $\mu$ m single-mode

NETWORKS AND WORKSTATIONS



TrueSite Workstations

TrueSite Workstations provide annunciation, status display, and control for Fire Alarm Networks using a personal computer based graphical interface with a high-resolution color display. Response buttons with realistic icons provide control switches specific to the operation being performed.

Datasheet: AC4190-0016

TrueSite Workstations can support multiple monitors (touchscreen monitors with expanded desktop shown)

PRODUCT	PART NUMBER	DESCRIPTION
Hardware Systems	A190-8401	TrueSite Workstation Annunciator
	A190-8403	TrueSite Workstation Supervising Station Control Unit
	A190-8410	TrueSite Workstation Remote Client
Software Only and Aftermarket Additions Product Selection	A190-8603	TrueSite Workstation software only package
	A190-8901	Aftermarket hardware addition
	A190-8605	Aftermarket software addition
Computer Type	A190-7026	Desktop Computer
	A190-7028	Desktop Computer
	A190-7027	Rack Mount Computer
	A190-7029	Rack Mount Computer
	A190-7030	Desktop Computer, Order with 4190-8901 only
Mechanical Protection - Conduit Entry Kit	A190-6058	Kit includes the necessary hardware to comply with ULC mechanical protection requirements on all ULC listed TSW Desktop PCs
USB Ethernet Adapter	A190-6059	USB 3.0 to Gigabit Ethernet NIC Network Adapter
Fire Alarm Ethernet Switch, 24 VDC, Red Cabinet	A190-6050	Eight wired Ethernet connections
	A190-6054	Four wired Ethernet connections and two single-mode fiber optic connections
	A190-6055	Four wired Ethernet connections and two Multimode fiber optic connections
LCD Color Monitor	A190-7131	21.5" LCD Monitor for desktop applications
	A190-7114	42" LCD Monitor for horizontal wall mount applications
	A190-7233	21.5" Desktop LCD Monitor with touchscreen and built-in serial controller
	A190-7234	18.5" Rack Mount LCD Monitor with touchscreen and built-in serial controller
	A190-7214	42" Wall Mount LCD Monitor with touchscreen and built-in serial controller
Applications Software	A190-5050	TrueSite Workstation Server Software
	A190-5053	TrueSite Remote Client Installation CD, no operating system
Server Feature Option	A190-5068	ES Net Supplemental Traffic feature
	A190-5060	DACR Interface for a TrueSite Workstation Server
	A190-5064	3rd Party Interface Software Package
	A190-5065	TrueSite Workstation Feature Upgrade
Remote Client Type	A190-5061	Feature code for Remote Client with restricted features (reduced feature set)
	A190-5062	Feature code for Remote Client with password protected feature access
	A190-5066	3rd Party Interface Client for adding additional 3rd Party Client connections to an existing TrueSite Workstation
Internal Hardware Options	A190-6034	Quad RS-232 Serial Port Card

PRODUCT	PART NUMBER	DESCRIPTION
Transient Suppressed Connectors	A190-6002	Transient Protected Connector
	A190-6026	Transient Protected Connector for Quad Serial Port Card
	A190-6010	Transient Suppressor for LAN/WAN Connection
Programming Options	A190-8122	TrueSite Workstation Programming
	A190-4006	AutoCAD DXF or DWG file, one floor plan
	A190-4008	25 Custom Action Messages
	A190-4009	25 Travel Screen Keys
	A190-4010	25 Status Icons
	A190-4011	25 Control Functions; On/Off, Bypass, etc.
	A190-4013	10 Coverage Zones; order quantity as required
	A190-4014	One (1) Emergency Communications/Mass Notification Control Screen
ES Net External NIC for TSW Product Selection	A190-9832	Red, 120/240 VAC
	A190-9833	Platinum, 120/240 VAC
	A190-9834	Red, 24 VDC
ES Net NIC Cards for 4100ES, TrueSite Workstation or Incident Commander	A190-9835	Platinum, 24 VDC
	A100-6104	Slot Card - install to a singleslot in a 4100ES bay
ES Net Dual Channel Media Modules for External NIC and 4100ES NICs	A100-6310	Flat Card - install to any (2) vertical block space in a 4100ES bay
	A190-9856	Ethernet media card
	A190-9858	Single-mode fiber media card
	A190-9859	Multi-mode fiber media card
ES Net Fiber Media Card Service Kits	A190-9857	DSL media card
	4100-6412	50/125 µm multi-mode
	4100-6413	62.5/125 µm multi-mode
Computers Type	4100-6414	9/125 µm single-mode
	A190-7026	Desktop Computer
	A190-7028	Desktop Computer
	A190-7030	Desktop Computer
	A190-7027	Rack Mount Computer
LCD Monitor	A190-7029	Rack Mount Computer
	A190-7131	21.5" Desktop
	A190-7233	21.5" Desktop with touchscreen
	A190-7234	18.5" Rack Mount with touchscreen
	A190-7114	42" Wall Mount
	A190-7214	42" Wall Mount with touchscreen

NETWORKS AND WORKSTATIONS



TrueSite Incident Commander

The TrueSite Incident Commander offers TrueSite Workstation operation in an all-in-one package providing a touchscreen computer, monitor, hard drive, and required input/output connections in single assembly. This allows installation within a 4100ES fire alarm control unit or remote annunciator with power supplied from the fire alarm power supply and secondary batteries. The all-in-one computer is also available for desktop applications (requires separate AC power).

Datasheet: AC4190-0020

Desktop Truesite Incident Commander

PRODUCT	PART NUMBER	DESCRIPTION
Hardware	A190-8404	TrueSite Incident Commander Annunciator
	A190-8405	TrueSite Incident Commander Supervising Station Control Unit
	A190-8411	TrueSite Incident Commander Remote Client
Additional Products	A190-8901	Aftermarket hardware addition
	A190-8605	Aftermarket software addition
Computer Type	A190-7036	4100ES Cabinet Mounted P.C. (Incident Commander) imaged with Windows 10 Enterprise and TSW runtime software
	A190-7037	Desktop P.C. (Incident Commander) imaged with Windows 10 Enterprise and TSW runtime software
	A190-7038	4100ES Cabinet Mounted P.C. (Incident Commander) imaged with Windows 10 Enterprise and TSW runtime software
	A190-7039	Desktop P.C. (Incident Commander) imaged with Windows 10 Enterprise and TSW runtime software
	A190-7040	Aftermarket Incident Commander PC (Cabinet Mounted or Desktop),
Applications Software	A190-5050	TrueSite Incident Commander Server Software
	A190-5053	TrueSite Remote Client Installation CD, no operating system
Server Feature Option	A190-5068	ES Net Supplemental Traffic feature
	A190-5060	DACR Interface for a TrueSite Workstation Server
	A190-5064	3rd Party Interface Software Package
	A190-5065	TrueSite Workstation Feature Upgrade
	A190-5069	TSW Maintenance License
Remote Client and Network-Related Products	A190-5061	Feature code for Remote Client with restricted features
Selection	A190-5062	Feature code for Remote Client with password protected feature access
	A190-5066	3rd Party Interface Client for adding additional 3rd Party Client connections to an existing TrueSite Workstation 3rd Party Interface
Serial Port Option	A190-6034	Quad RS-232 Serial Port PCI Card
Transient Suppressed Connectors	A190-6002	Transient Protected Connector
	A190-6026	Transient Protected Connector for Quad Serial Port Card
	A190-6010	Transient Suppressor for LAN/WAN Connection
USB Ethernet Adapter	A190-6059	USB 3.0 to Gigabit Ethernet NIC Network Adapter
Fire Alarm Ethernet Switch, 24 VDC, red cabinet	A190-6050	Eight wired Ethernet connections
	A190-6054	Four wired Ethernet connections and two single-mode fiber optic connections
	A190-6055	Four wired Ethernet connections and two Multimode fiber optic connections
ES Net External NIC for TSW Product Selection	A190-9832	Red, 120/240 VAC

PRODUCT	PART NUMBER	DESCRIPTION
	A190-9833	Platinum, 120/240 VAC
	A190-9834	Red, 24 VDC
	A190-9835	Platinum, 24 VDC
ES Net NIC cards for 4100ES or TrueSite Workstation	A100-6104	Slot Card - install to a singleslot in a 4100ES bay
	A100-6310	Flat Card - install to any (2) vertical block space in a 4100ES bay
ES Net dual channel media modules for external NIC and 4100ES NICs	A190-9856	Ethernet media card
	A190-9858	Single-mode fiber media card
	A190-9859	Multi-mode fiber media card
	A190-9857	DSL media card
Programming	A190-8122	TrueSite Incident Commander Programming
	A190-4006	AutoCAD DXF or DWG file, one floor plan
	A190-4008	25 Custom Action Messages
	A190-4009	25 Travel Screen Keys
	A190-4010	25 Status Icons
	A190-4011	25 Control Functions; On/Off, Bypass, etc.
	A190-4012	Convert one (1) Existing IMS Screens to TrueSite Workstation Screen
	A190-4013	10 Coverage Zones; order quantity as required
	A190-4014	One (1) Emergency Communications/Mass Notification Control Screen
Ship with Bay 2 Empty	A100-7909	This is a required identifier to designate that the 4100ES fire alarm control unit is to be shipped with bay 2 empty
Box and Door configurations	A2975-9459	Platinum 2 Bay, Box with Glass Door and Dress Panel
	A2975-9457	Platinum 3 Bay, Box with Glass Door and Dress Panel
	A2975-9460	Red 2 Bay, Box with Glass Door and Dress Panel
	A2975-9548	Red 3 Bay, Box with Glass Door and Dress Panel
	A2975-9439	Platinum 2 Bay, Box Only
	A2975-9440	Platinum 3 Bay, Box Only
	A2975-9408	Red 2 Bay, Box Only
	A2975-9409	Red 3 Bay, Box Only
	A100-2107	Platinum 2 Bay, Glass Door and Dress Panel
	A100-2108	Platinum 3 Bay, Glass Door and Dress Panel
	A100-2127	Red 2 Bay, Glass Door and Dress Panel
	A100-2128	Red 3 Bay, Glass Door and Dress Panel
Remote Annunciator Panel Option	A100-9615	Remote Annunciator Panel Mount; includes expansion bay with power distribution interface module (PDI)
Panel Mount Touchscreen Computer/Monitor	A190-7031	4100ES Cabinet Mount; computer for mounting into an existing 4100ES Fire Alarm Control Unit cabinet
	A190-7033	4100ES Cabinet Mount; computer for mounting into an existing 4100ES Fire Alarm Control Unit cabinet
Desktop Touchscreen Computer/Monitor	A190-7032	Desktop PC; PCs are pre-installed with Windows 10 Enterprise 64 bit (includes CD and license) and TrueSite Workstation software
	A190-7034	Desktop PC; PCs are pre-installed with Windows 10 Enterprise 64 bit (includes CD and license) and TrueSite Workstation software
	A190-7014	Aftermarket PC; Computer without application software and operating system



NETWORKS AND WORKSTATIONS

BACpac Ethernet Portal Modules

The BACpac Ethernet module provides a supplementary communications interface that converts computer terminal information from a compatible fire alarm control unit into the building automation protocol of BACnet.

Datasheet: AC4100-0051

PRODUCT	PART NUMBER	DESCRIPTION
BACpac Ethernet Portal Modules	A100-6069	BACpac Ethernet Module for 4100ES series fire alarm control panels. Maximum 1500 points
	A100-6110	BACpac Ethernet Module for 4100ES series fire alarm control panels. Maximum 5000 points
	A100-6111	BACpac Ethernet Module for 4100ES series fire alarm control panels. Maximum 15000 points
	A010-9915	BACpac Ethernet Module for 4010ES series fire alarm control panels. Maximum 1500 points







©2021 Johnson Controls, Inc  
P.O. Box 423, Milwaukee, WI 53201  
All rights reserved worldwide.  
Parts displayed are for visual representation only.  
Actual products may vary.

AC-CAT2021USA-ENG